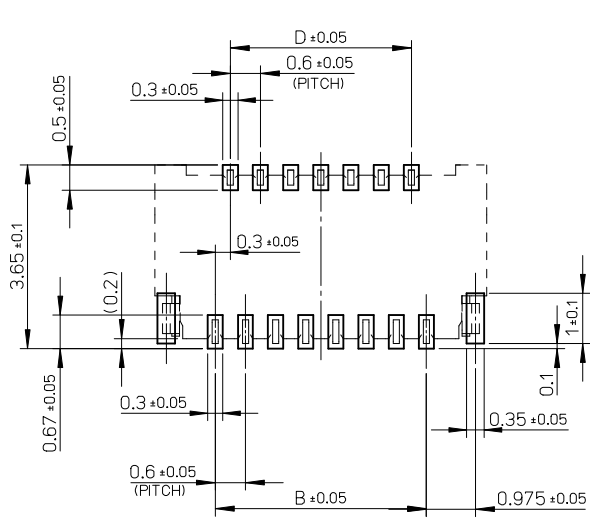


注記 NOTES:  
 1.材質 MATERIAL  
 ハウジング:LCP(液晶ポリマー)、白色、ガラス充填、UL94V-0  
 HOUSING:LIQUID CRYSTAL POLYMER,WHITE(NATURAL)  
 GLASS FILLED,UL94V-0  
 アクチュエータ:ポリアミド樹脂  
 黒色、ガラス充填、UL94HB  
 ACTUATOR: POLYAMIDE  
 BLACK GLASS FILLED,UL94HB  
 ターミナル:燐青銅 (t=0.12)  
 TERMINAL:PHOSPHOR BRONZE(t=0.12)  
 金具:燐青銅(t=0.15)  
 NAIL:PHOSPHOR BRONZE(t=0.15)  
 2.めっき仕様 PLATING  
 ターミナル TERMINAL  
 接点部:金めっき 0.1μm以上  
 CONTACT AREA: GOLD 0.1 MICROMETER MINIMUM  
 半田付け部:金めっき  
 SOLDER TAIL AREA: GOLD  
 下地めっき:ニッケル 1.0μm以上  
 UNDER PLATING:NICKEL 1.0 MICROMETER MINIMUM  
 金具 NAIL  
 錫めっき 1.0μm以上  
 TIN PLATING 1.0 MICROMETER MINIMUM  
 下地めっき:ニッケル 1.0μm以上  
 UNDER PLATING:NICKEL 1.0 MICROMETER MINIMUM  
 3.平坦度は、0.1ミリ以下とする。  
 TAILS COPLANARITY TO BE 0.1 MAXIMUM.  
 4.ELV及びRoHS適合品  
 ELV AND RoHS COMPLIANT  
 5.本製品は502598-\*\*91の端子材料変更品である。  
 THIS PRODUCT IS CHANGE OF TERMINAL MATERIAL FOR 502598-\*\*91.

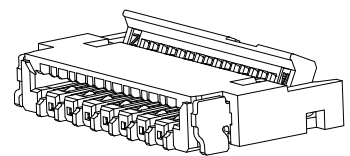
|                     |      |       |      |      |                                      |                |
|---------------------|------|-------|------|------|--------------------------------------|----------------|
| 0.125               | 14.4 | 16.95 | 15   | 17.4 | 502598-5193                          | 51             |
| 0.112               | 12.6 | 15.15 | 13.2 | 15.6 | 502598-4593                          | 45             |
| 0.105               | 11.4 | 13.95 | 12.0 | 14.4 | 502598-4193                          | 41             |
| 0.098               | 10.8 | 13.35 | 11.4 | 13.8 | 502598-3993                          | 39             |
| 0.085               | 9    | 11.55 | 9.6  | 12   | 502598-3393                          | 33             |
| 0.077               | 7.8  | 10.35 | 8.4  | 10.8 | 502598-2993                          | 29             |
| 0.072               | 7.2  | 9.75  | 7.8  | 10.2 | 502598-2793                          | 27             |
| 0.068               | 6.6  | 9.15  | 7.2  | 9.6  | 502598-2593                          | 25             |
| 0.063               | 6    | 8.55  | 6.6  | 9    | 502598-2393                          | 23             |
| 0.048               | 4.2  | 6.75  | 4.8  | 7.2  | 502598-1793                          | 17             |
| 0.043               | 3.6  | 6.15  | 4.2  | 6.6  | 502598-1593                          | 15             |
| 重さ (g)<br>WEIGHT(g) | D    | C     | B    | A    | EMBOSSED PACKAGE<br>オーダー番号 ORDER NO. | 極数<br>CIRCUITS |

CONNECTOR SERIES NO. 502598-\*\*21

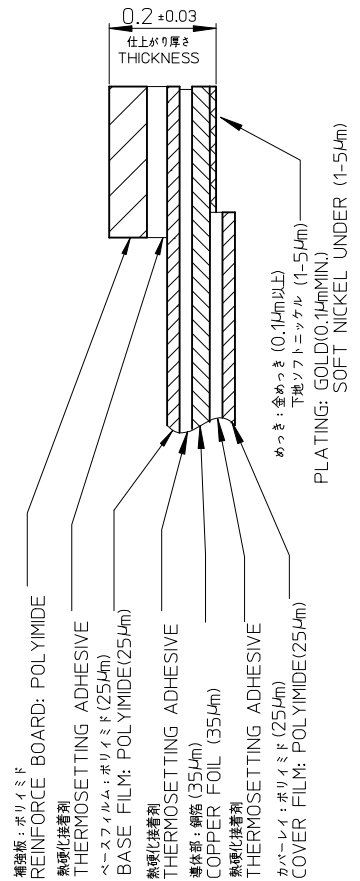
|  |                                       |   |                 |            |              |   |
|--|---------------------------------------|---|-----------------|------------|--------------|---|
| REVISED<br>IEC NO: J2014-0146<br>DRW:KINAGUMO 2013/07/25<br>CHKD:KATAHASHI 2013/08/30<br>APPR:YNOGAWA 2013/08/28 | GENERAL TOLERANCES (UNLESS SPECIFIED) |   | DIMENSION STYLE | SCALE      | DESIGN UNITS | THIRD ANGLE PROJECTION<br><br><b>0.3 FPC CONN. BACK FLIP HOUSING ASSY</b><br><br><b>molex</b><br>DOCUMENT NO. SD-502598-003<br>SHEET NO. 1 OF 2 |
|  | 10 UNDER ±0.2                         |   | MM ONLY         | ---        | METRIC       |   |
|  | 10 OVER 30 UNDER ±0.25                |   | DRAWN BY        | DATE       | TITLE        |   |
|  | 30 OVER ±0.3                          |   | KMIYAHARA       | 2012/07/18 |              |   |
|  | ANGULAR ±1 °                          |   | CHECKED BY      | DATE       |              |   |
| DRAFT WHERE APPLICABLE MUST REMAIN WITHIN DIMENSIONS   |                                       | KTAKAHASHI  | 2012/07/18      |            |              |   |
|  |                                       | APPROVED BY   | DATE            |            |              |   |
|  |                                       | KMORIKAWA   | 2012/08/01      |            |              |   |
|  |                                       | MATERIAL NO.  | SEE TABLE       |            |              |   |
|  |                                       | REV   | SIZE A3         |            |              |   |
|  |                                       | THIS DRAWING CONTAINS INFORMATION THAT IS PROPRIETARY TO MOLEX INCORPORATED AND SHOULD NOT BE USED WITHOUT WRITTEN PERMISSION |                 |            |              |   |



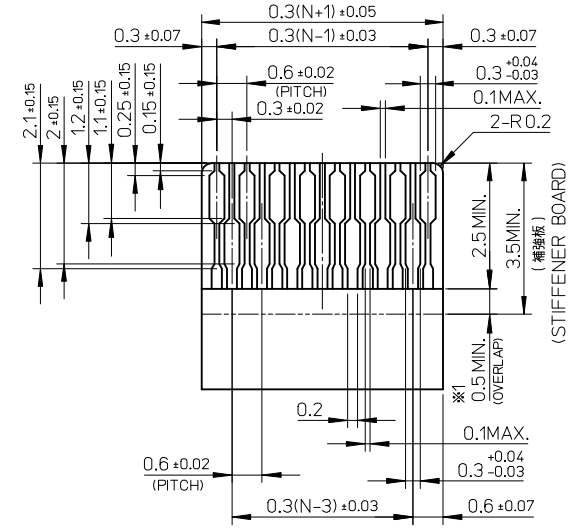
推奨基板寸法  
RECOMMENDED P.W.B. PATTERN LAYOUT  
マスク厚: 100 μm  
マスク開口率: 100%  
SCREEN THICKNESS: 100 μm  
SCREEN OPEN RATIO: 100%



ISO VIEW (参考)



FPC構成推奨仕様  
STRUCTURE OF FPC



適合する金めっきFPC推奨寸法  
APPLICABLE FPC OF GOLD PATING  
RECOMMENDED DIMENSION

(仕上がり厚さ: 0.2±0.03)  
(THICKNESS: 0.2±0.03)

FPCについて:  
抜き方向は、導体側から補強板側を推奨致します。  
補強フィルム材質は、ポリイミドを推奨致します。  
接着剤は熱硬化接着剤を推奨致します。  
尚、接着剤の接点部への付着は導通不良の原因になりますので、  
染み出しが無い様、お願い致します。

ABOUT FPC:  
RECOMMENDED PUNCHER DIRECTION:  
FROM CONDUCTOR SIDE TO STIFFNER FILM SIDE.  
RECOMMENDED MATERIAL:  
STIFFENER FILM: POLYIMIDE  
BONDING AGENT: THERMOSETTING AGENT  
PLEASE PUT APPROPRIATE AMOUNT OF ADHESIVE ON  
ADHEREND BECAUSE THERE IS A POSSIBILITY THAT  
THE EXTRA ADHESIVE CAUSES THE DEFECT IN  
ELECTRICAL CONTINUITY.

|   |                                       |  |                            |                    |   |                        |                        |
|---|---------------------------------------|--|----------------------------|--------------------|---|------------------------|------------------------|
| REVISED<br>EC NO: J2014-0146<br>DRWN: KIKAGURO 2013/07/25<br>CHKD: KAKAHASHI 2013/08/30<br>APPR: YNOGAWA 2013/08/28 | GENERAL TOLERANCES (UNLESS SPECIFIED) |  | DIMENSION STYLE<br>MM ONLY |                    | SCALE<br>---                                  | DESIGN UNITS<br>METRIC | THIRD ANGLE PROJECTION |
|   | 10 UNDER                              | ±0.2   | DRAWN BY<br>KMIYAHARA      | DATE<br>2012/07/18 | TITLE<br>0.3 FPC CONN. BACK FLIP HOUSING ASSY |                        |                        |
|   | 10 OVER 30 UNDER                      | ±0.25  | CHECKED BY<br>KTAKAHASHI   | DATE<br>2012/07/18 |   |                        |                        |
|   | 30 OVER                               | ±0.3   | APPROVED BY<br>KMORIKAWA   | DATE<br>2012/08/01 |   |                        |                        |
|   | ANGULAR                               | ±1 °   | MATERIAL NO.<br>SEE TABLE  |                    | DOCUMENT NO.<br>SD-502598-003                 | SHEET NO.<br>2 OF 2    |                        |
| DRAFT WHERE APPLICABLE MUST REMAIN WITHIN DIMENSIONS  |                                       | THIS DRAWING CONTAINS INFORMATION THAT IS PROPRIETARY TO MOLEX<br>INCORPORATED AND SHOULD NOT BE USED WITHOUT WRITTEN PERMISSION |                            |                    |   |                        |                        |