

CABLE SPECIFICATIONS:

1.- STANDARD JUMPER SERIES # 25001 (8996 CABLE .125" S/R BOTH ENDS)

2.- PHYSICAL

CONDUCTOR SPACING ----- .100" (2.54mm) ϕ TO ϕ
 WIRE GAUGE ----- 26 AWG (7/34), STRANDED, TOPCOAT
 INSULATION ----- GRAY PVC
 EDGE MARK COLOR ----- RED

3.- AGENCY

U.L. STYLE ----- 2651
 TEMPERATURE RATING ----- -20 °C TO 105 °C
 VOLTAGE RATING ----- 300V. MAX.
 FLAMMABILITY RATING ----- VW-1

4.- SPECIAL REQUIREMENT

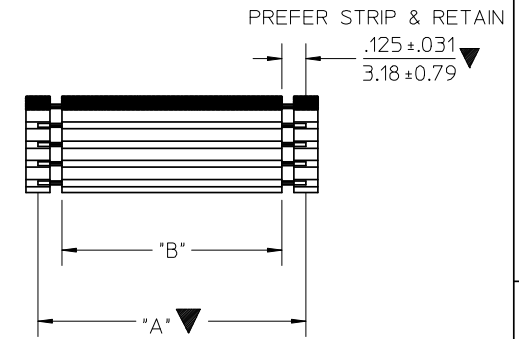
RoHS AND LEAD FREE COMPLIANT
 NO TEXT MARKING ON PCB

5.- GENERAL


NON-OPERATING TEMPERATURE ----- -20°C TO 105°C $\triangle B_1$

6.- SOLDERING CONDITION

SOLDER TEMPERATURE ----- 260°C. MAX.
 SOLDERING TIME ----- 3 SECOND. MAX.
 INSULATION SHRINK ----- 2MM. NOM

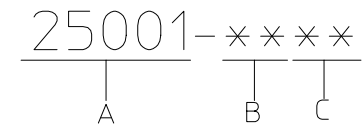


PCB HOLE LAYOUT
 RECOMENDED HOLE DIA. .032 In.



OVERALL LENGTH ("A")
 TOLERANCE FOR OAL +/- .100"
 INSULATION LENGTH ("B" REF.)
 DIMS "A" & "B" REFERS TO
 SHOWN IN MATRIX.

MATRIX FOR STANDARD JUMPERS SERIES # 25001 (8996 CABLE .125" S/R BOTH ENDS)								
LENGTH "A" (±.100")	1.250"	2.250"	3.250"	4.250"	5.250"	6.250"	7.250"	8.250"
LENGTH "B" CIRCUITS (REF)	1.000"	2.000"	3.000"	4.000"	5.000"	6.000"	7.000"	8.000"
3	25001-0301	25001-0302	25001-0303	25001-0304	25001-0305	25001-0306	25001-0307	25001-0308
4	25001-0401	25001-0402	25001-0403	25001-0404	25001-0405	25001-0406	25001-0407	25001-0408
5	25001-0501	25001-0502	25001-0503	25001-0504	25001-0505	25001-0506	25001-0507	25001-0508
6	25001-0601	25001-0602	25001-0603	25001-0604	25001-0605	25001-0606	25001-0607	25001-0608
7	25001-0701	25001-0702	25001-0703	25001-0704	25001-0705	25001-0706	25001-0707	25001-0708
8	25001-0801	25001-0802	25001-0803	25001-0804	25001-0805	25001-0806	25001-0807	25001-0808
9	25001-0901	25001-0902	25001-0903	25001-0904	25001-0905	25001-0906	25001-0907	25001-0908
10	25001-1001	25001-1002	25001-1003	25001-1004	25001-1005	25001-1006	25001-1007	25001-1008
11	25001-1101	25001-1102	---	---	---	---	---	---



A = STD. JUMPER I.D. No
 B = CIRCUIT SIZE
 3 THRU 11
 C = DENOTES LENGTH
 1.000" TO 8.000"

B	E-07-0793	B ₁ : ADD GENERAL & SOLDERING CONDITION DATA	07/12/06
A	THL2006-0003	NEW RELEASE	06/05/17
REV. HISTORY	EC NO.	DETAIL	DATE

SEE CHANGE DETAIL EC NO: THL2008-0019 DRWN: CPANSAKHOM 2007/12/07 CHKD: NCHALERM 2007/12/11 APPR: SVIRATJAPOL 2007/12/20	QUALITY SYMBOLS	DESCRIPTION
	$\nabla=3$ $\nabla=0$	
B	REV	

GENERAL TOLERANCES (UNLESS SPECIFIED)	
	mm INCH
4 PLACES	± --- ± ---
3 PLACES	± --- ± ---
2 PLACES	± --- ± ---
1 PLACE	± --- ± ---
ANGULAR ± ---°	
DRAFT WHERE APPLICABLE MUST REMAIN WITHIN DIMENSIONS	

DIMENSION STYLE	
IN/MM	
DRAWN BY	DATE
PREECHAI	2006/05/17
CHECKED BY	DATE
DNARINTARA	2006/05/17
APPROVED BY	DATE
SVIRATJAPOL	2006/05/17
MATERIAL NO.	
SEE CHART	

SCALE	DESIGN UNITS	THIRD ANGLE PROJECTION
NTS	INCH	\triangle
TITLE		
STANDARD JUMPER .100" CTR PVC INSULATED 26 AWG STR. TOPCATED		
MOLEX MOLEX INCORPORATED		
DOCUMENT NO.		SHEET NO.
SD-25001-001		1 OF 1
THIS DRAWING CONTAINS INFORMATION THAT IS PROPRIETARY TO MOLEX INCORPORATED AND SHOULD NOT BE USED WITHOUT WRITTEN PERMISSION		