

6

5

4

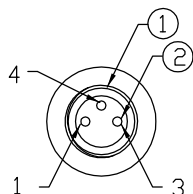
3

2

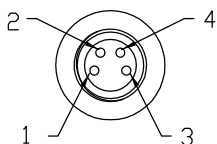
1

| MATERIAL NUMBER | OLD PART NUMBER |
|-----------------|-----------------|
| 120091-0006 | N03MA04124 |
| 120091-0012 | N04MA04124 |

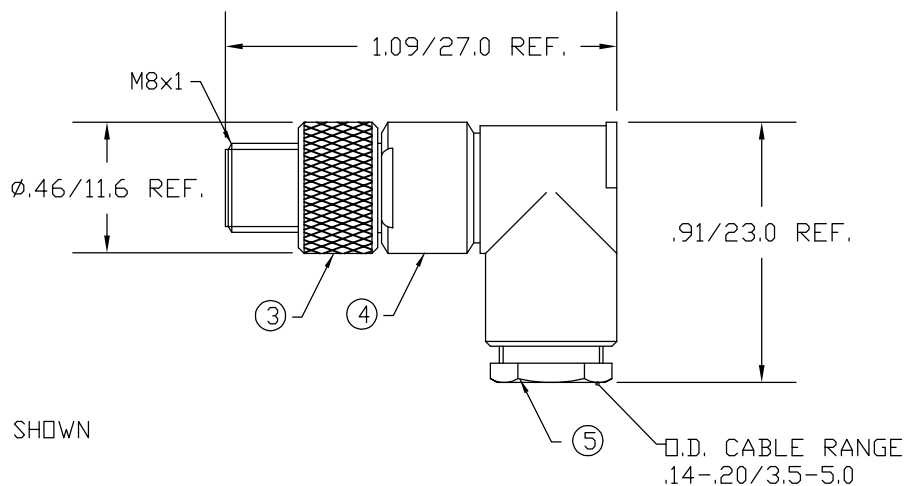
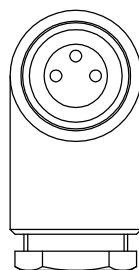
3 POLE FACE VIEW



4 POLE FACE VIEW



3 POLE FACE VIEW SHOWN



| | |
|-----------------------|---------------|
| VOLTAGE RATING | 60 VAC/ 75VDC |
| AMPERAGE RATING | 4 AMPS |
| PROTECTION | IP67 |
| OPERATING TEMPERATURE | 0°C TO 80°C |

| ITEM | COMPONENT | MATERIAL | FINISH |
|------|--------------|--------------|------------------|
| 1 | INSERT | PA | BLACK |
| 2 | CONTACT PIN | COPPER ALLOY | GOLD OVER NICKEL |
| 3 | COUPLING NUT | BRASS | NICKEL PLATED |
| 4 | HOUSING | PA | BLACK |
| 5 | CORD GRIP | PA | BLACK |

EC NO: WNA2010-0139
 DRWN: BWOODMAN 8/26/09
 CHKD: —
 APPR: JFMURPHY 2009/08/31

QUALITY SYMBOLS
 $\nabla=0$
 $\nabla C=0$

GENERAL TOLERANCES (UNLESS SPECIFIED)

| | mm | INCH |
|----------|------|------|
| 4 PLACES | ±--- | ±--- |
| 3 PLACES | ±--- | ±--- |
| 2 PLACES | ±--- | ±.01 |
| 1 PLACE | ±0.3 | ±--- |

ANGULAR ±---°
 DRAFT WHERE APPLICABLE
 MUST REMAIN
 WITHIN DIMENSIONS

DIMENSION STYLE
 IN/MM

DRAWN BY DATE
BW 2009/08/26
 CHECKED BY DATE
LH 2009/08/26
 APPROVED BY DATE
JFMURPHY 2009/08/28

SCALE

DESIGN UNITS

THIRD ANGLE PROJECTION

M8 MALE ATTACHABLE
 3P & 4P 90 DEGREE



MOLEX INCORPORATED

MATERIAL NO.
 SEE CHART

DOCUMENT NO.

SD-120091-004

SHEET NO.
 1 OF 1

SIZE
A

THIS DRAWING CONTAINS INFORMATION THAT IS PROPRIETARY TO MOLEX INCORPORATED AND SHOULD NOT BE USED WITHOUT WRITTEN PERMISSION

6

5

4

3

2

1