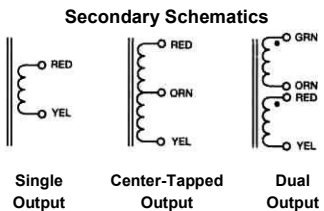
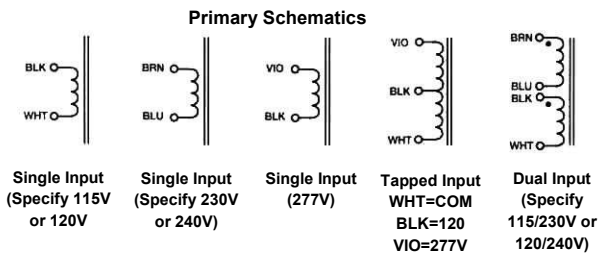
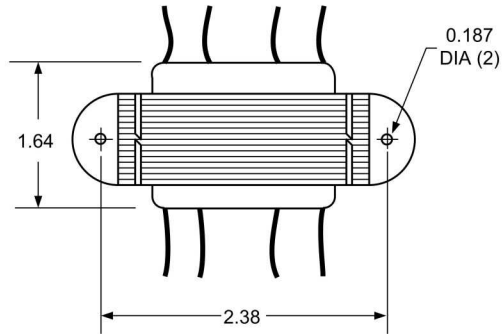
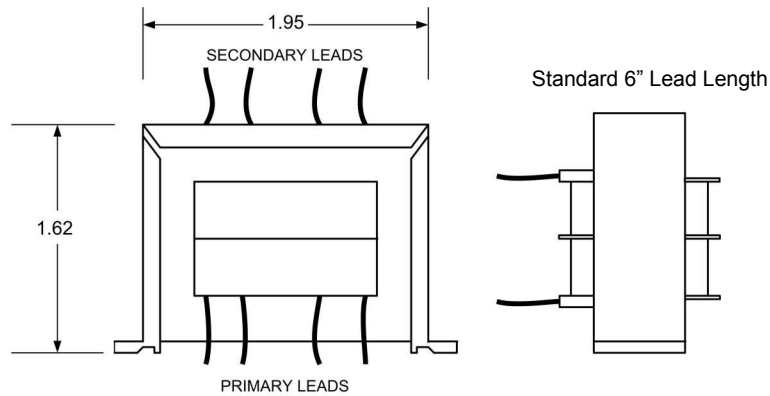


COMMANDER CLASS - CHASSIS MOUNT WITH LEAD WIRES POWER TRANSFORMER



1. Electrical Specifications
 - A. Maximum Power: 12VA
 - B. Input Voltage and Frequency: 115V, 115/230V or 230V 50/60Hz
 - C. Voltage Regulation: 18% TYP @ full load to no load
 - D. Temperature Rise: 30°C TYP
 - E. Insulation Resistance: < 1 MEG ohm
 - F. Hi-Pot: 2500Vrms 1 minute @ Pri to Sec
2500Vrms 1 minute @ Pri to Core
1500Vrms 1 minute @ Sec to Core
2. Marking: Ensign Corp, part number (see table), date code
3. Safety:
 - UL/cUL 5085-2 Recognized (File E47299)
 - UL 1446 Recognized Insulation System (File E95662)



Part Number			
115V	115/230V	230V	Secondary
L012-1-510X	L012-2-510X	L012-3-510X	10VCT @ 1.2A
L012-1-512X	L012-2-512X	L012-3-512X	12.6VCT @ 1.0A
L012-1-516X	L012-2-516X	L012-3-516X	16VCT @ 800mA
L012-1-520X	L012-2-520X	L012-3-520X	20VCT @ 600mA
L012-1-524X	L012-2-524X	L012-3-524X	24VCT @ 500mA
L012-1-528X	L012-2-528X	L012-3-528X	28VCT @ 420mA
L012-1-536X	L012-2-536X	L012-3-536X	36VCT @ 350mA
L012-1-548X	L012-2-548X	L012-3-548X	48VCT @ 250mA
L012-1-556X	L012-2-556X	L012-3-556X	56VCT @ 220mA
L012-1-620X	L012-2-620X	L012-3-620X	120VCT @ 100mA

	POWER TRANSFORMER COMMANDER CLASS		L012-1-XXXX L012-2-XXXX L012-3-XXXX	
	CONTENTS OF THIS DRAWING ARE SUBJECT TO CHANGE WITHOUT PRIOR NOTICE		Ensign Corporation 201 ENSIGN RD., BELLEVUE, IA 52031	
		Dim: Inches	Sheet 1 of 1	
PROPRIETARY NOTICE: THIS DRAWING PRINT OR DOCUMENT AND SUBJECT MATTER DISCLOSED HEREIN ARE PROPRIETARY ITEMS TO WHICH ENSIGN RETAINS THE EXCLUSIVE RIGHT OF DISSEMINATION, MANUFACTURE AND SALE. THIS DRAWING, PRINT OR DOCUMENT IS SUBMITTED IN CONFIDENCE FOR CONSIDERATION BY THE RECIPIENT ALONE UNLESS PERMISSION FOR FURTHER DISCLOSURE IS EXPRESSLY GRANTED IN WRITING				