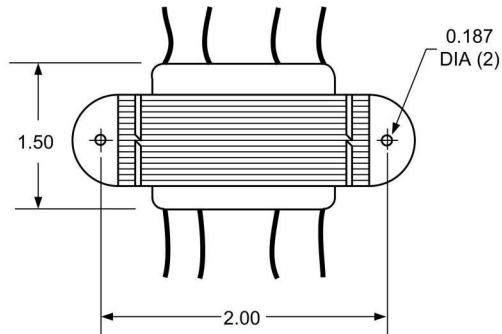
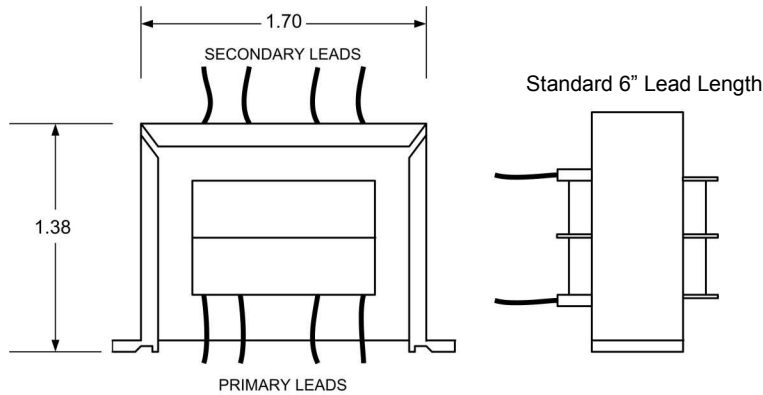
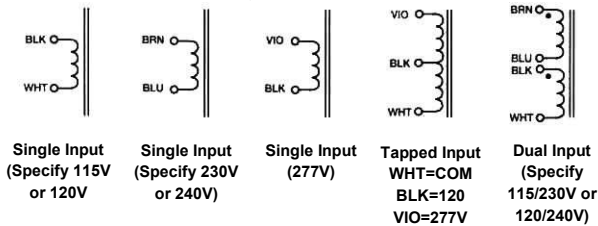


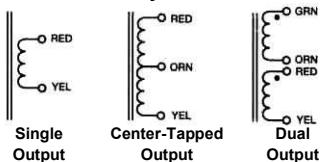
COMMANDER CLASS - CHASSIS MOUNT WITH LEAD WIRES POWER TRANSFORMER



Primary Schematics



Secondary Schematics



1. Electrical Specifications

- A. Maximum Power: 6VA
- B. Input Voltage and Frequency: 115V, 115/230V or 230V 50/60Hz
- C. Voltage Regulation: 18% TYP @ full load to no load
- D. Temperature Rise: 25°C TYP
- E. Insulation Resistance: < 1 MEG ohm
- F. Hi-Pot: 2500Vrms 1 minute @ Pri to Sec
2500Vrms 1 minute @ Pri to Core
1500Vrms 1 minute @ Sec to Core

2. Marking: Ensign Corp, part number (see table), date code

3. Safety:

UL/cUL 5085-2 Recognized (File E47299)

UL 1446 Recognized Insulation System (File E95662)



Part Number			
115V	115/230V	230V	Secondary
L006-1-510X	L006-2-510X	L006-3-510X	10VCT @ 600mA
L006-1-512X	L006-2-512X	L006-3-512X	12.6VCT @ 500mA
L006-1-516X	L006-2-516X	L006-3-516X	16VCT @ 400mA
L006-1-520X	L006-2-520X	L006-3-520X	20VCT @ 300mA
L006-1-524X	L006-2-524X	L006-3-524X	24VCT @ 250mA
L006-1-528X	L006-2-528X	L006-3-528X	28VCT @ 200mA
L006-1-536X	L006-2-536X	L006-3-536X	36VCT @ 170mA
L006-1-548X	L006-2-548X	L006-3-548X	48VCT @ 125mA
L006-1-556X	L006-2-556X	L006-3-556X	56VCT @ 100mA
L006-1-620X	L006-2-620X	L006-3-620X	120VCT @ 50mA

	POWER TRANSFORMER COMMANDER CLASS		L006-1-XXXX L006-2-XXXX L006-3-XXXX	
	CONTENTS OF THIS DRAWING ARE SUBJECT TO CHANGE WITHOUT PRIOR NOTICE		Ensign Corporation 201 ENSIGN RD., BELLEVUE, IA 52031	Dim: Inches Sheet 1 of 1

PROPRIETARY NOTICE: THIS DRAWING PRINT OR DOCUMENT AND SUBJECT MATTER DISCLOSED HEREIN ARE PROPRIETARY ITEMS TO WHICH ENSIGN RETAINS THE EXCLUSIVE RIGHT OF DISSEMINATION, MANUFACTURE AND SALE. THIS DRAWING, PRINT OR DOCUMENT IS SUBMITTED IN CONFIDENCE FOR CONSIDERATION BY THE RECIPIENT ALONE UNLESS PERMISSION FOR FURTHER DISCLOSURE IS EXPRESSLY GRANTED IN WRITING