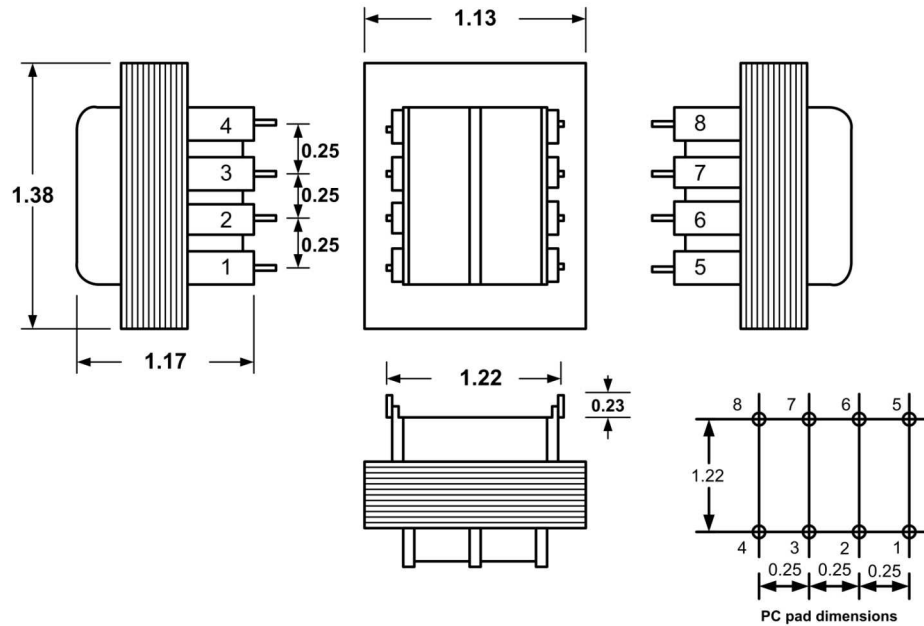


# CAPTAIN CLASS - PRINTED CIRCUIT MOUNT, STANDARD PROFILE POWER TRANSFORMER



## 1. Electrical Specifications

- A. Maximum Power: 2.4VA
- B. Input Voltage and Frequency: 115V, 115/230V, 230V @ 50/60Hz
- C. Voltage Regulation: 18% TYP @ Full Load to No Load
- D. Temperature Rise: 20°C TYP
- E. Insulation Resistance: > 1 MEG ohm
- F. Hi-Pot: 2500Vrms 1 minute @ Pri to Sec  
2500Vrms 1 minute @ Pri to Core  
1500Vrms 1 minute @ Sec to Core

2. Marking: Ensign Corp, part number (see table), date code, terminal numbers

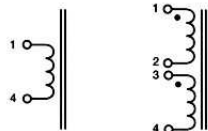
3. Safety:

- UL/cUL 5085-2 Recognized (File 47299)
- UL 1446 Recognized Insulation System (File 95662)
- UL/cUL 5085-3 Class 2 Recognized (File E43609)

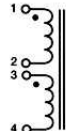
**CLASS 2**



### Primary Schematics

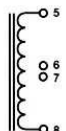


Single Input  
(Specify 115V,  
120V, 230V or  
240V)

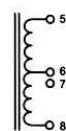


Dual Input  
(Specify  
115/230V or  
120/240V)

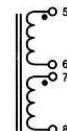
### Secondary Schematics



Single  
Output



Center-Tapped  
Output



Dual  
Output

Part Number			Secondary Connection
115V	115/230V	230V	
P002-1-710X	P002-2-710X	P002-3-710X	10V @ 0.25A
P002-1-712X	P002-2-712X	P002-3-712X	12.6V @ 0.2A
P002-1-716X	P002-2-716X	P002-3-716X	16V @ 0.15A
P002-1-720X	P002-2-720X	P002-3-720X	20V @ 0.12A
P002-1-724X	P002-2-724X	P002-3-724X	24V @ 0.1A

	<b>POWER TRANSFORMER CAPTAIN CLASS</b>		<b>P002-1-XXXX P002-2-XXXX P002-3-XXXX</b>	
	CONTENTS OF THIS DRAWING ARE SUBJECT TO CHANGE WITHOUT PRIOR NOTICE		Sheet 1 of 1	
<b>Ensign Corporation</b> 201 ENSIGN RD., BELLEVUE, IA 52031		Dim: Inches		
PROPRIETARY NOTICE: THIS DRAWING PRINT OR DOCUMENT AND SUBJECT MATTER DISCLOSED HEREIN ARE PROPRIETARY ITEMS TO WHICH ENSIGN RETAINS THE EXCLUSIVE RIGHT OF DISSEMINATION, MANUFACTURE AND SALE. THIS DRAWING, PRINT OR DOCUMENT IS SUBMITTED IN CONFIDENCE FOR CONSIDERATION BY THE RECIPIENT ALONE UNLESS PERMISSION FOR FURTHER DISCLOSURE IS EXPRESSLY GRANTED IN WRITING				