

- 3½-DIGIT PROJECTION
- SIZE OF DIN 96 X 48 MM
- POWER SUPPLY 230 VAC

- Option
Excitation • Power supply 24/110 VAC, 10...30 VDC, 80...250 V AC/DC

OPERATION

The instrument is designed for simple measurement without further control. Placement of the decimal point is selectable by a shorting link under the front panel.

CALIBRATION

Contingent corrections of display projection for both limit values of input signal may be performed by trimmers under the front panel ($\pm 10\%$).

OPTIONS

EXCITATION is suitable for feeding of sensors and transmitters. It is isolated, with continuously adjustable value in the range of 2...24 VDC.

OM 36

The OM 36 model series are 3½-digit panel instruments with good accuracy and stability.

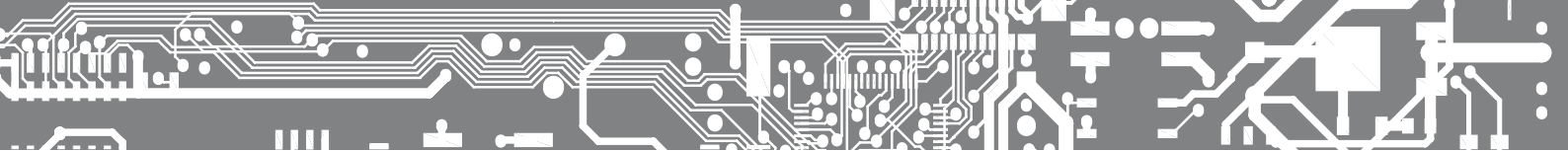
OM 36DC
DC VOLTMETER AND AMMETER

OM 36AC
AC VOLTMETER AND AMMETER

OM 36PM
PROCESS MONITOR

OM 36OHM
OHMMETER

OM 36RTD
THERMOMETER FOR Pt/Ni



TECHNICAL DATA

PROJECTION

Display: ± 1999 , red or green 7-segment LED, digit height 14 mm
 Decimal point: adjustable - by jumper
 Brightness: adjustable - by trimmer under front panel

INSTRUMENT ACCURACY

TC: 100 ppm/°C
 Accuracy: $\pm 0,1\%$ of range + 1 digit
 $\pm 0,2\%$ of range + 1 digit
 $\pm 0,3\%$ of range + 1 digit
 Rate: 1,2...10 meas./s
 Overload capacity: 10x [t < 30 ms] - not for 300 V and 5A; 2x
 Resolution: 0,1/°C [RTD]
 Calibration: at 25°C and 40% r.h.

RTD, OHM
 AC

EXCITATION

Adjustable: 2...24 VDC/50 mA, isolated

POWER SUPPLY

24; 110; 230 VAC, 50/60 Hz, $\pm 10\%$, 5 VA
 12...24 VDC/max. 150 mA (without excitation)
 10...30 VDC/max. 300 mA, PF $\geq 0,4$, $I_{GTP} < 40$ A/1 ms, isolated
 80...250 V AC/DC, PF $\geq 0,4$, $I_{GTP} < 40$ A/1 ms, isolated
Power supply is protected by a fuse inside the instrument

MECHANIC PROPERTIES

Material: Noryl GFN2 SE1, incombustible UL 94 V-1
 Dimensions: 96 x 48 x 110 mm
 Panel cutout: 90,5 x 45 mm

OPERATING CONDITIONS

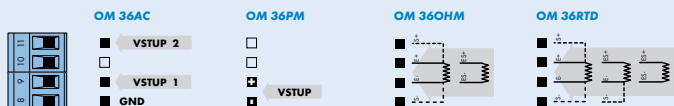
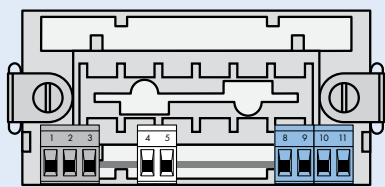
Connection: connector terminal board, section < 2,5 mm²
 Stabilization period: within 15 minutes after switch-on
 Working temperature: 0°...60°C
 Storage temperature: -10°...85°C
 Cover: IP42, IP64 on request (front panel only)
 El. safety: EN 61010-1, A2
 Dielectric strength: 4 kVAC after 1 min between supply and input
 Insulation resistance: for pollution degree II, measuring cat. III.
 AC power supply > 600 V [P], 300 V [D]
 DC power supply, input, output, Exc. > 300 V [P], 250 V [D]
 EMC: EN 61326-1

PI - Primary insulation, DI - Double insulation

MEASURING RANGES

	DC	AC	PM	OHM	RTD
A	$\pm 199,9$ mV	0...199,9 mV	0...5 mA	0...199,9 Ω	Pt 100
B	$\pm 1,999$ V	0...1,999 V	0...20 mA	0...1,999 k Ω	Pt 500
C	$\pm 19,99$ V	0...19,99 V	4...20 mA	0...19,99 k Ω	Pt 1 000
D	$\pm 199,9$ V	0...199,9 V	± 2 V		
E	± 300 V	0...300 V	± 5 V		
F			± 10 V		
H				5...105 Ω	
J	$\pm 199,9$ μ A				
K	$\pm 1,999$ mA	0...1,999 mA			
L	$\pm 19,99$ mA	0...19,99 mA			
M	$\pm 199,9$ mA	0...199,9 mA			
N	$\pm 1,999$ A	0...1,999 A			
P	$\pm 5,00$ A	0...5,00 A			
Z	on request	on request	on request	on request	

CONNECTION



ORDER CODE

OM 36

□ □ □ - □ □ 0 □ □ □

Type

D	C	•	•	•	•	•
A	C	•	•	•	•	•
P	M	•	•	•	•	•
O	H	•	•	•	•	•
R	T	•	•	•	•	•

Order code shall not include blank spaces!

Power supply

24 VAC/50 Hz
230 VAC/50 Hz
 12...24 VDC
 110 VAC/50 Hz
 10...30 VDC, isolated
 80...250 V AC/DC, isolated

0					
1					
2					
3					
4					
5					

Measuring range, see table „Measuring ranges“

?					
---	--	--	--	--	--

Analog output

none

0					
---	--	--	--	--	--

Excitation

no

0					
---	--	--	--	--	--

yes

1					
---	--	--	--	--	--

Connection

2-wire

				1	
--	--	--	--	---	--

*3-wire

				2	
--	--	--	--	---	--

4-wire

				3	
--	--	--	--	---	--

Display color

red

					1
--	--	--	--	--	---

green

					2
--	--	--	--	--	---

Please, state the requested projection for selected input range in your order (PM, OHM)!
 (e.g.: input 0...20 mA > projection 0.0...100.0)

Default execution is shown in bold