

**Features:**

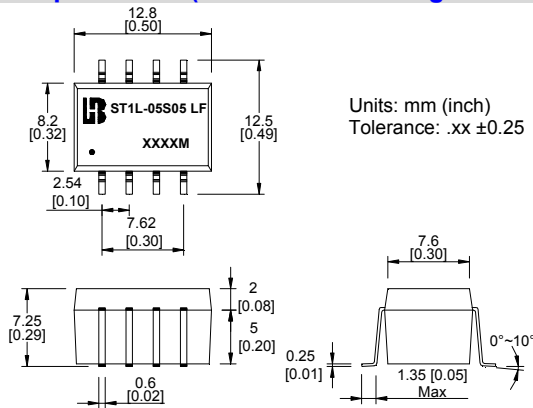
- Lead Frame & Injection Technology
- High Efficiency Up to 83%
- Input / Output Isolation 1K Vdc Or 3K Vdc(H)
- 100% Burn-In
- Un-Regulated type
- Net Weight : 1.6 g / 2.1 g Typical
- Custom Design Available

**Technical Specification(1/2):**

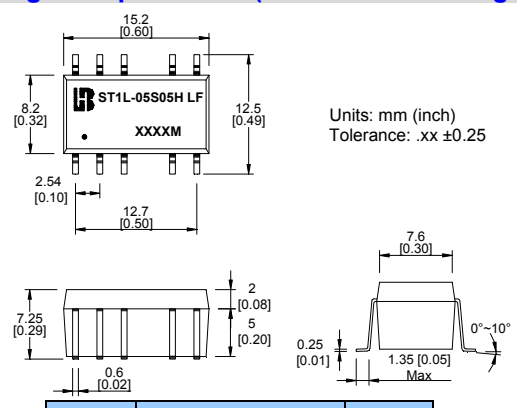
Model No.	Input Voltage (Vdc)	Output Voltage (Vdc)	Output Current (mA) Max	Input Current @No Load (mA) Typ.	Input Current @Max. Load (mA) Typ.	Output Ripple (mV) Max.	Load Regulation (%) Max.	Efficiency (%)Typ.
<b>1) Single Output Series</b>								
ST1L-05S3R3(H) LF	5	3.3	200	22	171	60	± 12	77
ST1L-05S05(H) LF		5	200	25	246	60	± 10	81
ST1L-05S09(H) LF		9	110	23	254	80	± 10	78
ST1L-05S12(H) LF		12	84	25	252	100	± 8	80
ST1L-05S15(H) LF		15	67	28	248	120	± 8	81
ST1L-12S3R3(H) LF	12	3.3	200	12	73	60	± 12	75
ST1L-12S05(H) LF		5	200	15	100	60	± 8	81
ST1L-12S09(H) LF		9	110	15	105	80	± 8	78
ST1L-12S12(H) LF		12	84	15	103	100	± 6	81
ST1L-12S15(H) LF		15	67	14	100	120	± 6	83
ST1L-24S3R3(H) LF	24	3.3	200	6	44	60	± 8	67
ST1L-24S05(H) LF		5	200	7	63	60	± 5	71
ST1L-24S09(H) LF		9	110	6	60	80	± 5	73
ST1L-24S12(H) LF		12	84	8	58	100	± 5	76
ST1L-24S15(H) LF		15	67	8	58	120	± 5	77

**Mechanical Dimensions (1/2):**

**Single Output Series (For Isolation Voltage 1KVdc)**



**Single Output Series (For Isolation Voltage 3KVdc)**



Pin	1KVdc - Single		Pin
1	-Vin	NC	14
3	+Vin	NC	12
5	NC	NC	10
7	-Vo	+Vo	8

Pin	3KVdc - Single		Pin
1	-Vin	NC	22
3	+Vin	NC	20
5	NC	NC	18
7	No Pin	No Pin	16
9	-Vo	+Vo	14
11	NC	NC	12

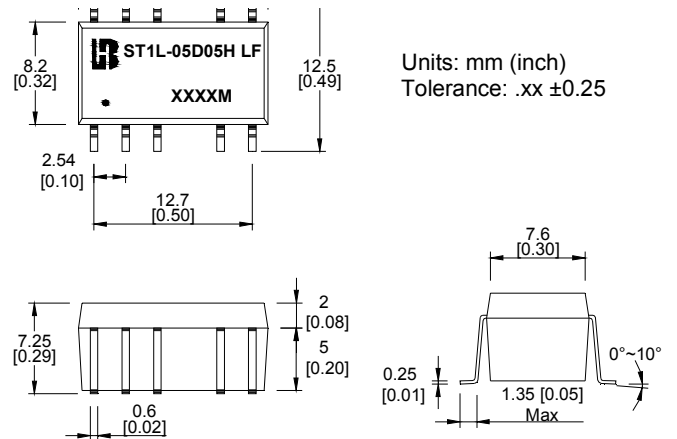
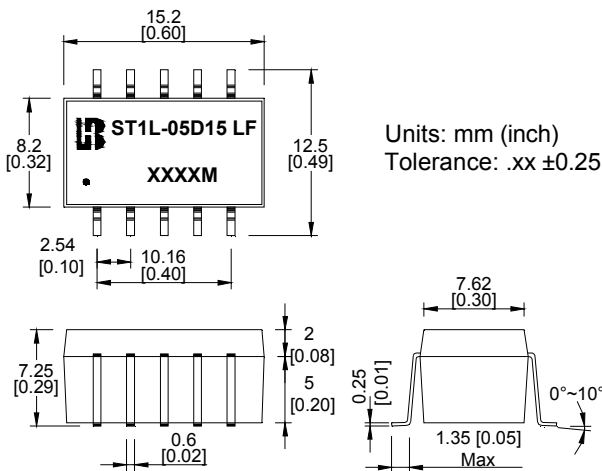
Technical Specification (2/2):

Model No.	Input Voltage (Vdc)	Output Voltage (Vdc)	Output Current (mA) Max	Input Current @No Load (mA) Typ.	Input Current @Max. Load (mA) Typ.	Output Ripple (mV) Max.	Load Regulation (%) Max.	Efficiency (%)Typ.
<b>2) Dual Output Series</b>								
ST1L-05D05(H) LF	5	± 5	± 100	28	281	60	± 12	71
ST1L-05D09(H) LF		± 9	± 56	24	256	80	± 12	78
ST1L-05D12(H) LF		± 12	± 42	24	258	100	± 10	78
ST1L-05D15(H) LF		± 15	± 34	26	252	120	± 10	81
ST1L-12D05(H) LF	12	± 5	± 100	15	114	60	± 12	73
ST1L-12D09(H) LF		± 9	± 56	15	106	80	± 12	79
ST1L-12D12(H) LF		± 12	± 42	15	103	100	± 10	81
ST1L-12D15(H) LF		± 15	± 34	15	102	120	± 10	83
ST1L-24D3R3(H) LF	24	± 3.3	± 100	6	45	60	± 12	66
ST1L-24D05(H) LF		± 5	± 100	7	58	60	± 8	76
ST1L-24D09(H) LF		± 9	± 56	8	57	80	± 5	78
ST1L-24D12(H) LF		± 12	± 42	7	56	100	± 5	80
ST1L-24D15(H) LF		± 15	± 34	10	60	120	± 5	75

Mechanical Dimensions (2/2):

Dual Output Series (For Isolation Voltage 1KVdc)

Dual Output Series (For Isolation Voltage 3KVdc)



Pin	1KVdc - Dual		Pin
1	-Vin	NC	18
3	+Vin	NC	16
5	NC	NC	14
7	Common	+Vo	12
9	-Vo	NC	10

Pin	3KVdc - Dual		Pin
1	-Vin	NC	22
3	+Vin	NC	20
5	NC	NC	18
7	No Pin	No Pin	16
9	com	+Vo	14
11	-Vo	NC	12