

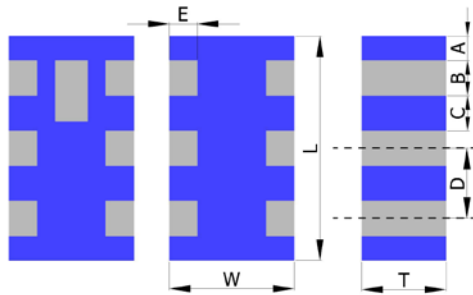
## PRODUCT FEATURES

1. Surface mount diplexer with a small size of 2.0 X 1.25 X 1.00 mm, RoHS compliant.
2. Provide low insertion loss and high attenuation.
3. Highly stable under temperature and humidity changes.

## RF CHARACTERISTICS

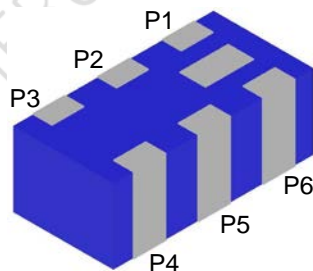
PN DP2549K0805ET	Specification	
Frequency range	2400-2500 MHz	4900-5900 MHz
Impedance	50 Ω	50 Ω
VSWR	2.0 max	2.0 max
Insertion Loss	0.7 dB max.	0.9 dB max.
Attenuation (min.)	-20dB @ 4.9GHz -25dB @ 5.2GHz -25dB @ 5.8GHz	-25dB @ 2.45GHz
Operation Temperature Range	-40°C to +85°C	

## PHYSICAL DIMENSIONS



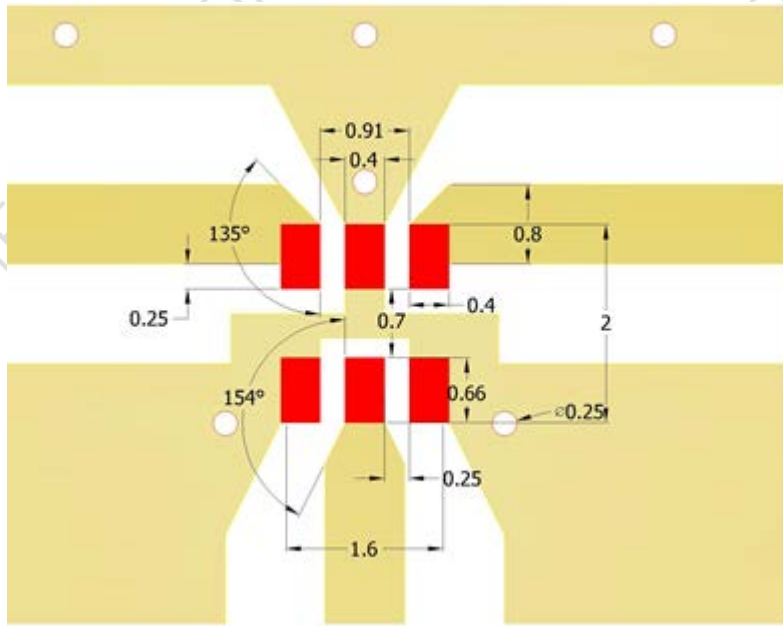
Symbol	Dimension (mm)
L	2.00 ± 0.15
W	1.25 ± 0.15
T	0.95 ± 0.10
A, E	0.20 ± 0.20
B	0.30 ± 0.20
C	0.35 ± 0.20
D	0.65 ± 0.20

## TERMINAL CONFIGURATION



PIN	Connection	PIN	Connection
P1	2.4 GHz port	P4	GND
P2	GND	P5	Common port
P3	5 GHz port	P6	GND

## PCB DESIGN/LAYOUT CONSIDERATION



Note:

- Design trace width to be 50Ω impedance.

## Typical RF Performance

