



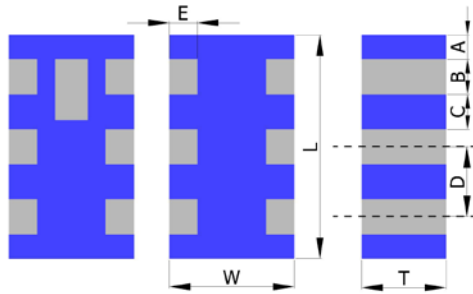
## PRODUCT FEATURES

1. Surface mount diplexer with a small size of 2.0 X 1.25 X 0.55 mm, RoHS compliant.
2. Provide low insertion loss and high attenuation.
3. Highly stable under temperature and humidity changes.

## RF CHARACTERISTICS

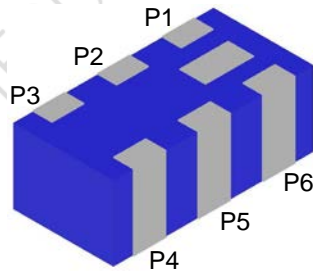
PN DP2549K0805AT	Specification	
Frequency range	2400-2500 MHz	4900-5900 MHz
Impedance	50 Ω	50 Ω
VSWR	2.0 max	2.0 max
Insertion Loss	0.7 dB max.	1.0 dB max.
Attenuation (min.)	18 min@ 4.8-6.0GHz 18 min@ 7.2-7.5 GHz	19 min@ 1.8-2.5GHz 25 min@ 10.3-10.7GHz
Operation Temperature Range	-40°C to +85°C	

## PHYSICAL DIMENSIONS



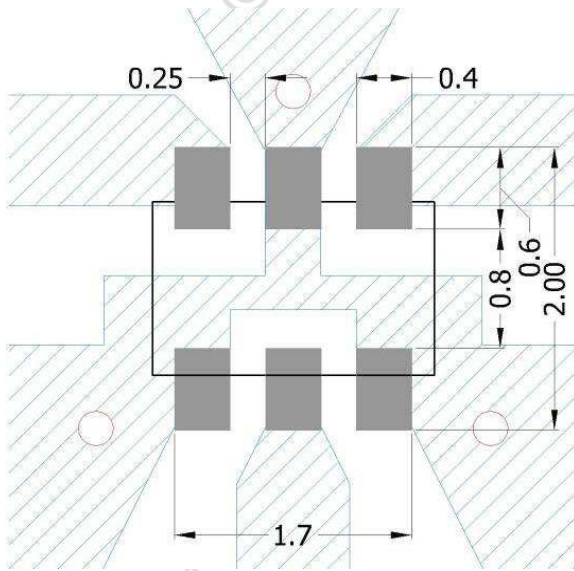
Symbol	Dimension (mm)
L	2.00 ± 0.10
W	1.25 ± 0.20
T	0.55 ± 0.15
A	0.20 ± 0.15
B	0.30 ± 0.15
C	0.35 ± 0.15
D	0.65 ± 0.15
E	0.20 ± 0.10

## TERMINAL CONFIGURATION



PIN	Connection	PIN	Connection
P1	5 GHz port	P4	GND
P2	GND	P5	Common port
P3	2.4 GHz port	P6	GND

## PCB DESIGN/LAYOUT CONSIDERATION



**Note:**

- Design trace width to be 50Ω impedance.
- Through hole diameter is 0.3mm



Unit:mm

## Typical RF Performance

