



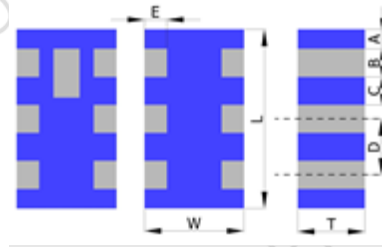
PRODUCT FEATURES

1. Surface mount low pass filter with a small size of 1.6 X 0.8 X 0.6 mm, RoHS compliant.
2. Provide low insertion loss and high rejection rate.
3. Highly stable under temperature and humidity changes.

RF CHARACTERISTICS

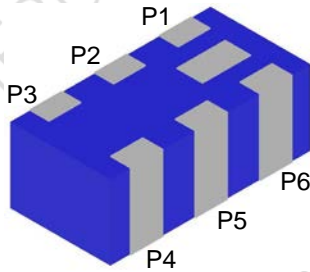
P/N LP2500K0603CT	Specification
Frequency range	2400-2500 MHz
Insertion Loss (max)	0.42 dB
VSWR	1.5 max
Impedance	50 Ω
Attenuation (min.)	25dB @ 4800 MHz 18dB @ 7200 MHz
Operating temperature range	-40°C to +85°C

PHYSICAL DIMENSIONS



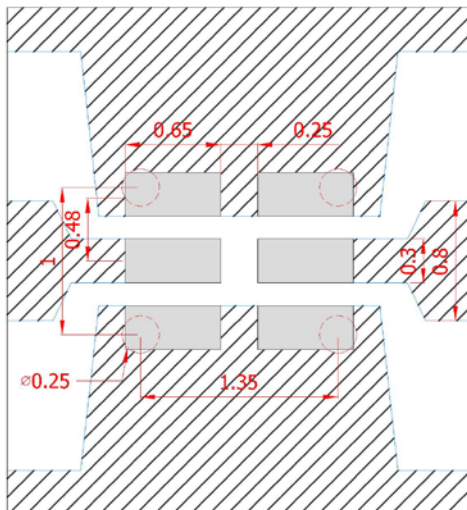
Symbol	Dimension (mm)
L	1.60 ± 0.10
W	0.80 ± 0.10
T	0.60 ± 0.10
A	0.20 ± 0.10
B	0.24 ± 0.10
C	0.24 ± 0.10
D	0.48 ± 0.10
E	0.15 ± 0.10

TERMINAL CONFIGURATION



PIN	Connection	PIN	Connection
P1	GND	P4	GND
P2	OUTPUT	P5	INPUT
P3	GND	P6	GND

PCB DESIGN/LAYOUT CONSIDERATION



Unit : mm
 LAND
 Solder resist
 No pattern Solder resist

Note:

- Design trace width to be 50Ω impedance.



Typical RF Performance

