

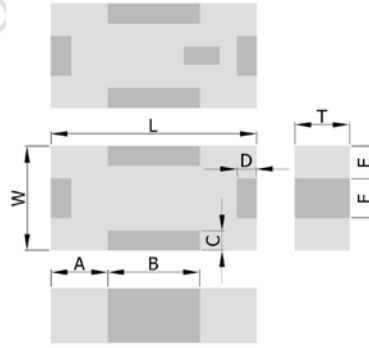
PRODUCT FEATURES

1. Surface mount low pass filter with a small size of 1.6 X 0.8 X 0.5 mm, RoHS compliant.
2. Provide low insertion loss and high rejection rate.
3. Highly stable under temperature and humidity changes.

RF CHARACTERISTICS

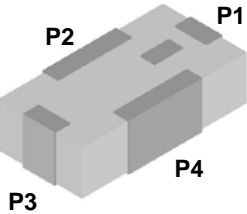
P/N LP1910M0603BT	Specification
Frequency range	1710-1910 MHz
Insertion Loss (max)	0.45 dB max (25°C) 0.55 dB max (-40°C to +85°C)
VSWR	2.0 max
Impedance	50 Ω
Attenuation (min.)	30 dB @ 3420 - 3570 MHz 25 dB @ 3700 - 3820 MHz 25 dB @ 5130 - 5730 MHz
Operating temperature range	-40°C to +85°C

PHYSICAL DIMENSIONS



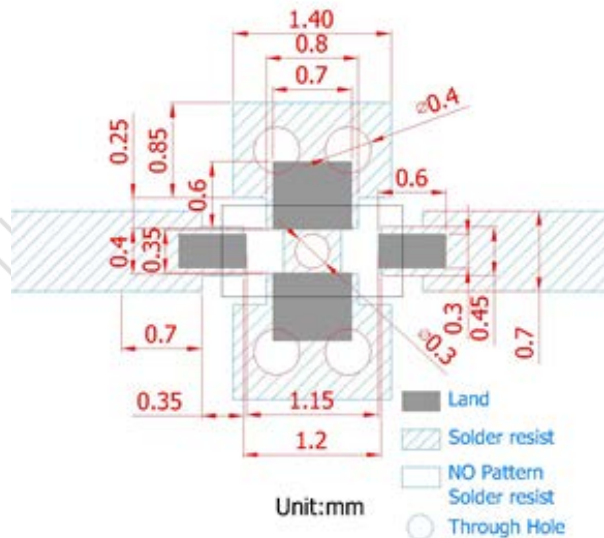
Symbol	Dimension (mm)
L	1.60 ± 0.15
W	0.80 ± 0.15
T	0.50 max
A	0.45 ± 0.15
B	0.70 ± 0.15
C, D	0.20 ± 0.15
E	0.25 ± 0.15
F	0.30 ± 0.15

TERMINAL CONFIGURATION



PIN	Definition
P1	Input
P2	GND
P3	Output
P4	GND

PCB DESIGN/LAYOUT CONSIDERATION



Note:

- Design trace width to be 50Ω impedance.



Typical RF Performance

