



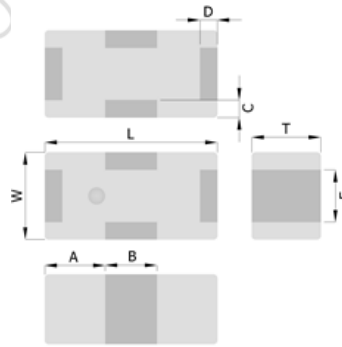
## PRODUCT FEATURES

1. Surface mount low pass filter with a small size of 1.0 X 0.5 X 0.4 mm, RoHS compliant.
2. Provide low insertion loss and high rejection rate.
3. Highly stable under temperature and humidity changes.

## RF CHARACTERISTICS

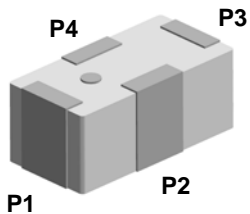
P/N LP1910M0402AT	Specification
Frequency range	1710-1910MHz
Insertion Loss (max)	0.8 dB at +25°C
VSWR	2.0 max
Impedance	50 Ω
Attenuation (min.)	35 dB @ 3420 - 3570 MHz
	35 dB @ 3700 - 3820 MHz
	35 dB @ 5130 - 5730 MHz
Operating temperature range	-40°C to +85°C

## PHYSICAL DIMENSIONS



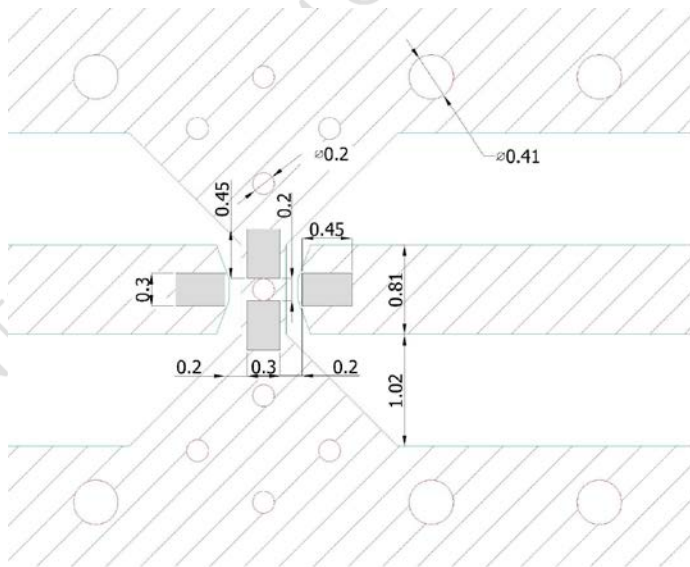
Symbol	Dimension (mm)
L	1.00 ± 0.10
W	0.50 ± 0.10
T	0.40 ± 0.10
A	0.35 ± 0.10
B, E	0.30 ± 0.10
C, D	0.15 ± 0.10

## TERMINAL CONFIGURATION



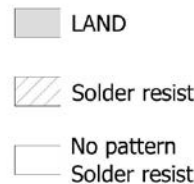
PIN	Definition
P1	Input
P2	GND
P3	Output
P4	GND

## PCB DESIGN/LAYOUT CONSIDERATION



### Note:

- Unit in mm
- Design trace width to be 50Ω impedance.





## Typical RF Performance

