



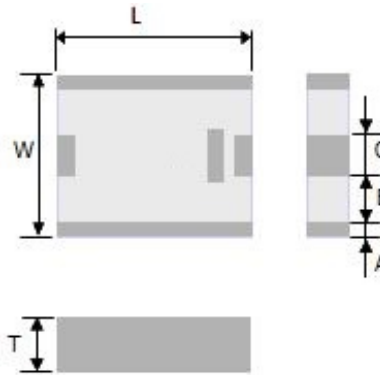
## PRODUCT FEATURES

1. Surface mount band pass filter with a small size of 2.5 X 2.0 X 1.2 mm, RoHS compliant.
2. Provide low insertion loss and high rejection rate.
3. Highly stable under temperature and humidity changes.

## RF CHARACTERISTICS

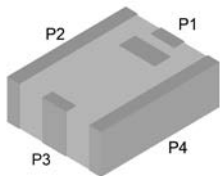
P/N BP2500A1008CT	Specification
Frequency range	2400 - 2500 MHz
Insertion Loss (max)	1.7dB max
VSWR	2.0 max
Impedance	50 Ω
Attenuation (min.)	30dB @ 900MHz 30dB @ 1850 MHz 20dB @ 2100 MHz 40dB @ 4800 MHz 25dB @ 7200 MHz
Operating temperature range	-40°C to +85°C

## PHYSICAL DIMENSIONS



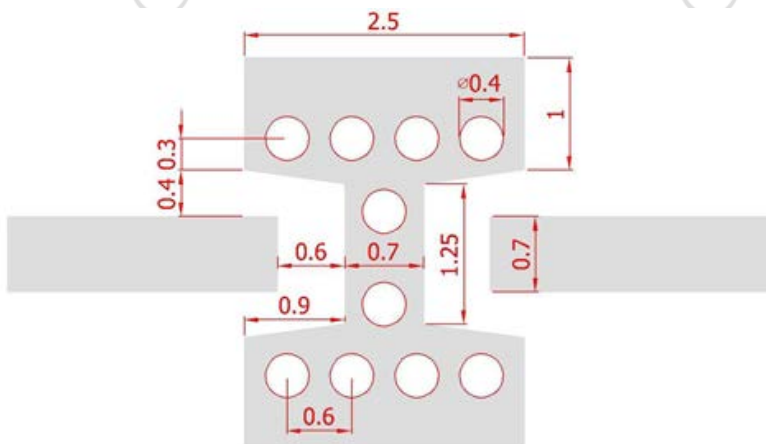
Symbol	Dimension (mm)
L	2.50 ± 0.20
W	2.00 ± 0.20
T	1.20 ± 0.10
A	0.20 ± 0.20
B	0.50 ± 0.20
C	0.50 ± 0.20

## TERMINAL CONFIGURATION



PIN	Definition
P1	Input/Output
P2	GND
P3	Output/Input
P4	GND

## PCB DESIGN/LAYOUT CONSIDERATION



**Note:**

- Unit in mm
- Design trace width to be 50Ω impedance.



## Typical RF Performance

