

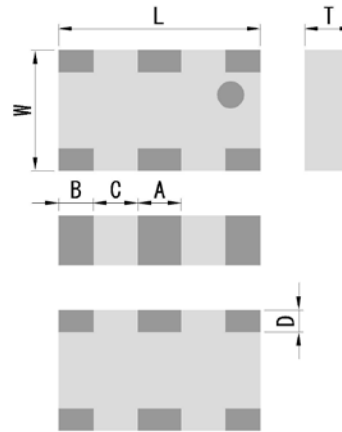
## PRODUCT FEATURES

1. Surface mount band pass filter with a small size of 2.0 X 1.2 X 0.55 mm, RoHS compliant.
2. Provide low insertion loss and high rejection rate.
3. Highly stable under temperature and humidity changes.

## RF CHARACTERISTICS

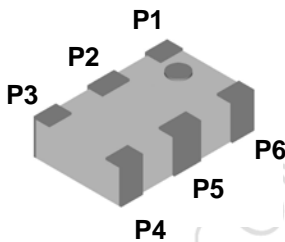
P/N BP2500C0805BT	Specification
Frequency range	2400 - 2500 MHz
Insertion Loss (max)	2.5 dB max
VSWR	2.0 max
Impedance	50 $\Omega$
Attenuation (min.)	35 dB @ 824-960 MHz 38 dB @ 1710-1910 MHz 25 dB @ 4880-5000 MHz 20 dB @ 7200-7500 MHz
Operating temperature range	-40°C to +85°C

## PHYSICAL DIMENSIONS



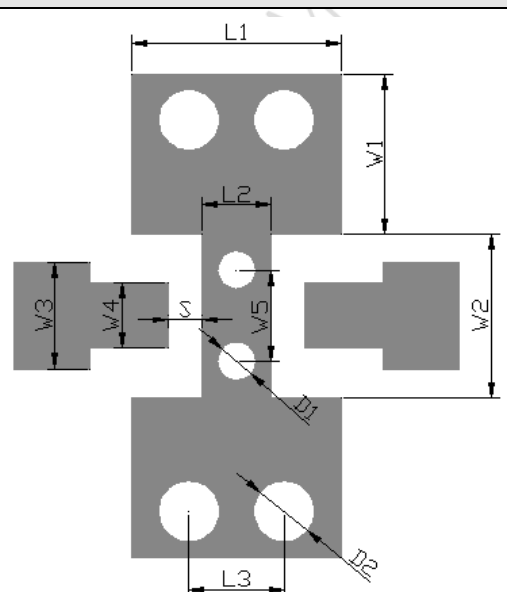
Symbol	Dimension (mm)
L	2.0 ± 0.2
W	1.2 ± 0.2
T	0.55 ± 0.10
A	0.4 ± 0.2
B	0.4 ± 0.2
C	0.4 ± 0.2
D	0.2 ± 0.1

## TERMINAL CONFIGURATION



PIN	Definition	PIN	Definition
P1	GND	P4	GND
P2	INPUT	P5	OUTPUT
P3	GND	P6	GND

## PCB DESIGN/LAYOUT CONSIDERATION

Figure	Symbol	Dimension (mm)
	L1	1.40 ± 0.10
	L2	0.45 ± 0.05
	L3	0.65 ± 0.05
	W1	1.00 ± 0.10
	W2	1.10 ± 0.10
	W3	0.70 ± 0.05
	W4	0.43 ± 0.05
	W5	0.60 ± 0.05
	D1	0.25 ± 0.05
	D2	0.40 ± 0.05
	S	0.23 ± 0.05

Design line width to be 50 Ω impedance. D1 and D2 are via holes connect to ground plane.

## Typical RF Performance

