

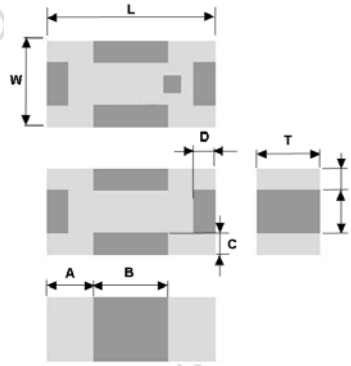
PRODUCT FEATURES

1. Surface mount band pass filter with a small size of 1.6 X 0.8 X 0.6 mm, RoHS compliant.
2. Provide low insertion loss and high rejection rate.
3. Highly stable under temperature and humidity changes.

RF CHARACTERISTICS

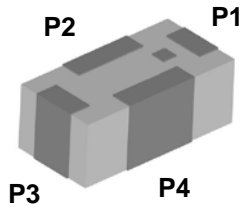
P/N BP2500B0603ET	Specification
Frequency range	2400 - 2500 MHz
Insertion Loss (max)	3.0 dB max
VSWR	2.0 max
Impedance	50 Ω
Attenuation (min.)	25 dB @ 695 - 800 MHz 20 dB @ 1910 MHz 35 dB @ 3200 MHz 20 dB @ 4800 - 5000 MHz 20 dB @ 7200 - 7500 MHz
Operating temperature range	-40°C to +85°C

PHYSICAL DIMENSIONS



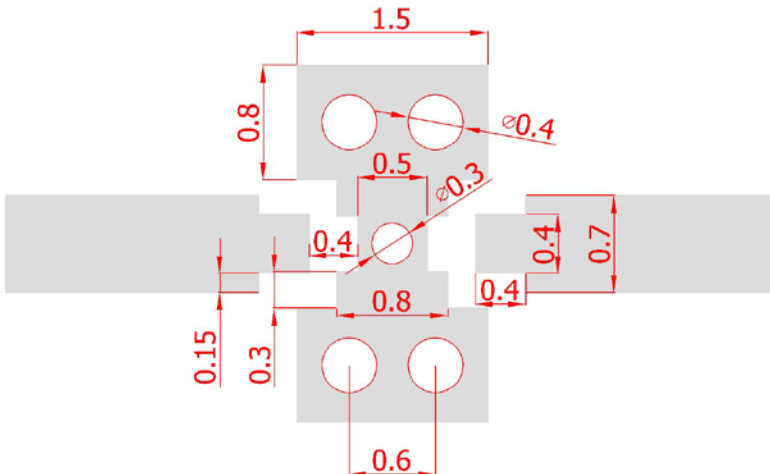
Symbol	Dimension (mm)
L	1.60 ± 0.15
W	0.80 ± 0.15
T	0.60 ± 0.10
A	0.45 ± 0.15
B	0.70 ± 0.15
C, D	0.20 ± 0.10
E	0.25 ± 0.15
F	0.30 ± 0.15

TERMINAL CONFIGURATION



PIN	Definition
P1	Input
P2	GND
P3	Output
P4	GND

PCB DESIGN/LAYOUT CONSIDERATION



Note:

- Unit in mm
- Design trace width to be 50Ω impedance.



Typical RF Performance

