



TI321611 (1206) Series SMD MULTILAYER FERRITE CHIP BEADS (HIGH CURRENT)

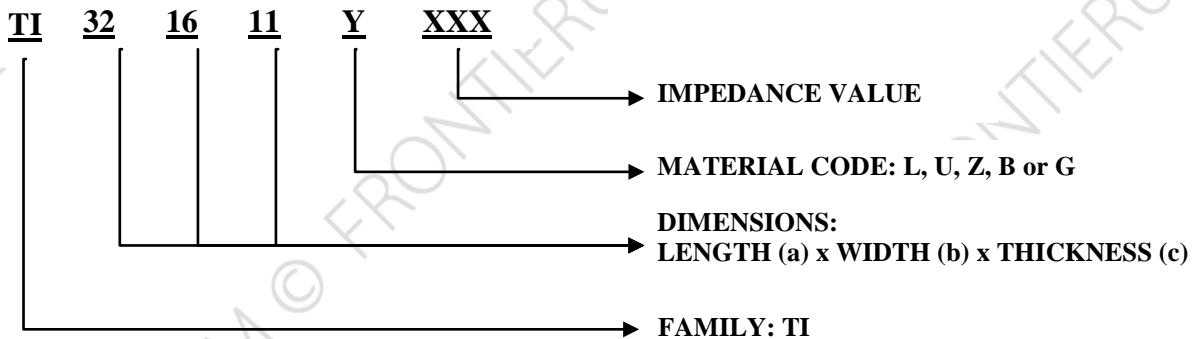
Rev. A

A. Electrical Specifications:

P/N	Impedance (Ω) $\pm 25\%$ @100MHz	DCR Max.(Ω)	I rms. Max. (A)
TI321611B190	19	0.015	6.0
TI321611G310	31	0.030	4.0
TI321611G600	60	0.030	4.0
TI321611G800	80	0.030	4.0
TI321611G101	100	0.030	3.0
TI321611G601	600	0.200	2.0
TI321611U260	26	0.010	6.0
TI321611U310	31	0.010	6.0
TI321611U500	50	0.025	3.0
TI321611U600	60	0.040	3.0
TI321611U750	75	0.040	3.0
TI321611U800	80	0.040	3.0
TI321611U101	100	0.040	3.0
TI321611U121	120	0.040	3.0
TI321611U151	150	0.050	3.0
TI321611U221	220	0.050	3.0
TI321611U301	300	0.050	3.0
TI321611U391	390	0.070	2.5
TI321611U501	500	0.060	3.0
TI321611U601	600	0.060	3.0
TI321611U102	1000	0.200	2.0
TI321611Z260	26	0.010	6.0
TI321611Z500	50	0.030	3.0
TI321611Z600	60	0.030	3.0
TI321611Z121	120	0.050	3.0
TI321611Z301	300	0.050	3.0
TI321611Z501	500	0.060	3.0
TI321611Z601	600	0.080	3.0

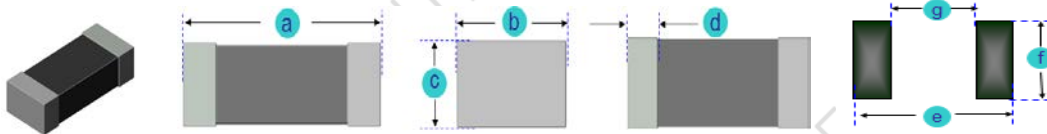
Note: TI321611yxxx, "TI" = Type, "32" = Length, "16" = Width, "11" = Thickness, "y" = Material, "xxx" = Impedance.

B. Part Number Key:



C. Dimensions: mm (Inch)

Series	a	b	c	d	e	f	g
TI321611(1206)	3.2 (0.126)	1.6 (0.063)	1.1 (0.043)	0.5 (0.020)	4.40 (0.173)	1.80 (0.071)	1.20 (0.047)
Tol.	± 0.2 (0.008)	± 0.2 (0.008)	± 0.2 (0.008)	± 0.3 (0.012)	Typ.	Typ.	Typ.





**TI321611 (1206) Series
SMD MULTILAYER FERRITE CHIP BEADS (HIGH CURRENT)**

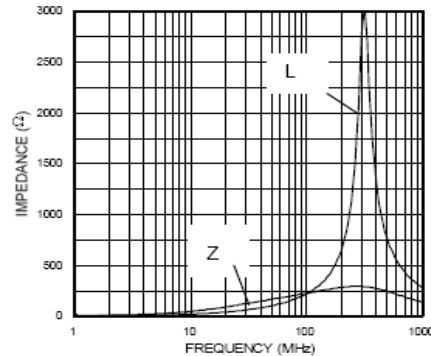
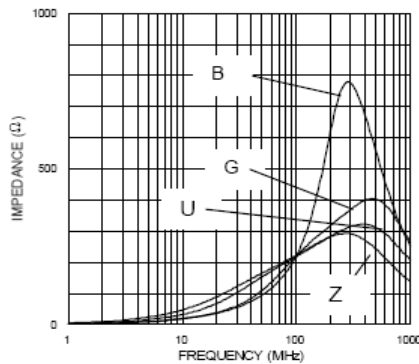
Rev. A

D. Materials:

ITEM	UNIT	Material Code				
		L	B	G	U	Z
Initial Permeability (μ_{iac}):	----	25	45	110	200	500
Maximum Permeability (μ_m):	----	125	125	250	450	900
Saturation Flux Density at 10 Oe:	Gauss	2000	2000	1700	1400	1500
Curie Temperature(T_c):	$^{\circ}C$	>200	>200	>130	>100	>130
Volume Resistivity (ρ):	$\Omega\text{-m}$	100000	100000	100000	100000	100000
Temperature Coefficient:	1/10000 $^{\circ}C$	10	10	13	5	12
Density:	g/cm 3	4.8	4.8	4.8	4.8	4.8

E. Impedance Characteristics of Materials:

- Z Material is for applications whose blocking regions are near 100 MHz.
- L Material, an improvement of B Material has sharp impedance characteristic at high frequency.
- G Material is for application whose signal frequency is far from the cut off region. Suitable for application requires low insertion loss at high frequency.
- Different materials are available for different application range.
- With one material, higher impedance has sharper characteristics.
- Please confirm the signal wave form to choose suitable products.



F. General Information:

- TI321611-yxxx, “TI” = Type, “32” = Length, “16” = Width, “11” = Thickness, “y” = Material, “xxx” = Impedance.
- Tolerance: $\pm 25\%$
- Small and lightweight surface mounting type
- High-density packaging with a pitch of 2.54 mm (0.1 inch) max. is possible. This series requires less space and have greater EMI suppression effects.
- Excellent in physical properties, such as terminal strength, flexure strength, soldering resistance and solder-ability.
- Applicable to both flow and IR reflow soldering.
- High impedance covers wide frequency ranges.
- TI series can be used in high current circuits due to its low DC resistance.
- Operating temperature: $-40^{\circ}C$ to $+125^{\circ}C$
- Impedance and Current range: From 19Ω (6000 mA) to 1000Ω (2000 mA)
- Unspecified values available on request.
- MSL: Level 1.

G. Applications

- Game Consoles
- Set Top Boxes
- Cables Modems
- Computers
- Mobile Communication Devices (Cell Phones, Radios, etc.)