

- Universal AC input
- Protections: Short circuit/Over load/Over voltage
- Low leakage current <0.5mA
- Cooling by free air convection
- Fixed switching frequency at 65KHz



Model Number	Output Volts	Output Amps	OVP	Min Load	DC Volt Adjust	Load Reg	Efficiency
SINGLE OUTPUT							
PS45-3.3	3.3 Volts(DC)	8 Amps	3.8 ~ 4.46Volt(DC)	0~10.7Amps	3.14~3.63Volt(DC)	±3.0%	69%
PS45-5	5 Volts(DC)	8 Amps	5.75 ~ 6.75Volt(DC)	0~10.5Amps	4.75~5.5Volt(DC)	±3.0%	74%
PS45-7.5	7.5 Volts(DC)	5.4 Amps	8.63 ~ 10.1Volt(DC)	0~7Amps	7.13~8.25Volt(DC)	±3.0%	75%
PS45-12	12 Volts(DC)	3.7Amps	13.8 ~ 16.2Volt(DC)	0~4.4Amps	11.4~13.2Volt(DC)	±2.0%	76%
PS45-13.5	13.5 Volts(DC)	3.3 Amps	15.5 ~ 18.2Volt(DC)	0~3.9Amps	12.8~14.85Volt(DC)	±2.0%	77%
PS45-15	15 Volts(DC)	3.0 Amps	17.25 ~ 20.25Volt(DC)	0~3.5Amps	14.25~16.5Volt(DC)	±2.0%	77%
PS45-24	24 Volts(DC)	1.9 Amps	27.6 ~ 32.4Volt(DC)	0~2.2Amps	22.8~26.4Volt(DC)	±2.0%	78%
PS45-27	27 Volts(DC)	1.7 Amps	31 ~ 36.45Volt(DC)	0~1.95Amps	25.65~29.7Volt(DC)	±2.0%	78%
PS45-48	48 Volts(DC)	1.0 Amps	55.2~ 64.8Volt(DC)	0~1.1Amps	45.6~52.8Volt(DC)	±2.0%	78%

45W Single Output Switching Power Supply

INPUT SPECIFICATIONS

Input Voltage Range	90 ~ 264VAC 127~370 Volts(DC)
Frequency Range	47-440Hz
Inrush Current, typ: (cold start)	15Amps/115VAC; 30Amps/230VAC
Input Current	0.8 Amps@115VAC 0.56 Amps@230VAC
Leakage current	< 0.75mAmps / 240VAC
Min Load	See Selection Chart

OUTPUT SPECIFICATIONS

Voltage and Current	See Selection Chart
Line Regulation	±1.0%
Load Regulation	See Selection Chart
Voltage Tolerance (Note 2)	3.0%: 3.3~7.5Volts(DC) 2.0%: 12~48Volts(DC)
Ripple/Noise (Note 1)	80mVpk-pk: 3.3Volts(DC) 100mVpk-pk: 5~48Volts(DC)
Hold Up Time @ FL	60mS
Setup, Rise Time @ FL	800mS, 30mS
Over Voltage Protection	See Selection Chart Shut down o/p voltage, re-power
Over Current Protection	53~75W (3.3Volts: 36~55W) rated output power Hiccup mode, auto recover
DC Voltage Adjust	See Selection Chart

GENERAL SPECIFICATIONS

Safety	UL60950, TUV EN60950-1 Approved
Insulation Resistance	≥ 100MΩ / 500Volts(DC)
EMI	Compliance to EN55022 (CISPR22) Class B
Harmonic Current	Compliance to EN61000-3-2,-3
Efficiency	See Selection Chart

All specifications are typical at nominal input, full load, and 25°C unless otherwise noted

Isolation

	3000VAC Input - Output
	1500VAC Input - Ground
	500VAC Output - Ground
EMS	Compliance to EN61000-4-2,3,4,5,6,8,11 ENV50204, ENV55024 light Industry Level, Criteria A

ENVIRONMENTAL SPECIFICATIONS

Oper. Temperature	-10°C to +60°C (See Derate Curve)
Storage Temperature	-20°C to +85°C, 10~95% RH
Relative Humidity	20~90% RH non cond
Temperature Coefficient	0.05% / °C (0-50°C)
MTBF	300.7KHrs min, MIL-HDBK-217F(25°C)
Vibration	10~500Hz, 2G10min./1cycle, period for 60min. each along X, Y, Z axes

PHYSICAL SPECIFICATIONS

Size	127 x 76.2 x 28 mm (5"x 3"x 1.10")
Weight	7.48 oz (190g)

NOTE

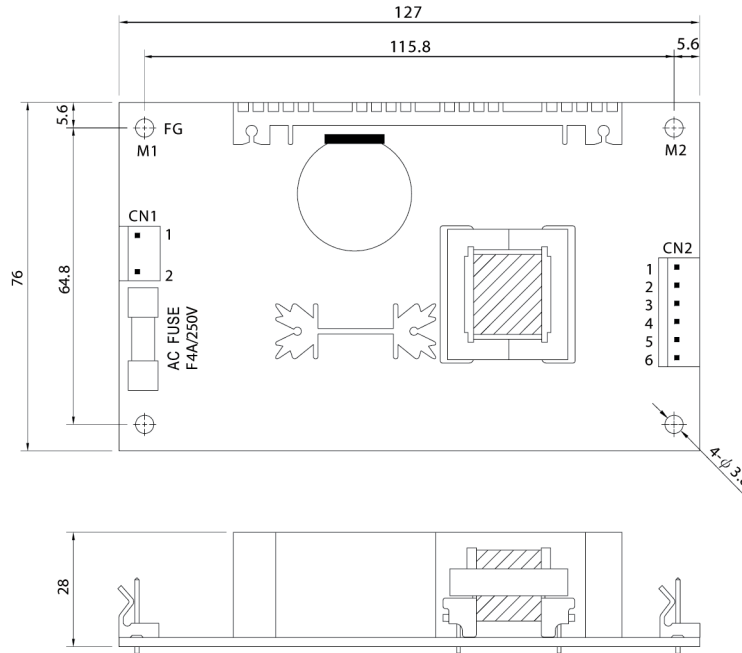
1. Ripple & noise are measured at 20MHz of bandwidth by using a 12" twisted pair-wire terminated with a 0.1uf & 47uf parallel capacitor.
2. Tolerance : includes set up tolerance, line regulation and load regulation.
3. Mounting holes M1 and M2 should be grounded for EMI purposes.

45W Single Output Switching Power Supply

PS45 series

Mechanical Specification

Unit:mm



AC Input Connector (CN1) : Molex 5277-02 or equivalent

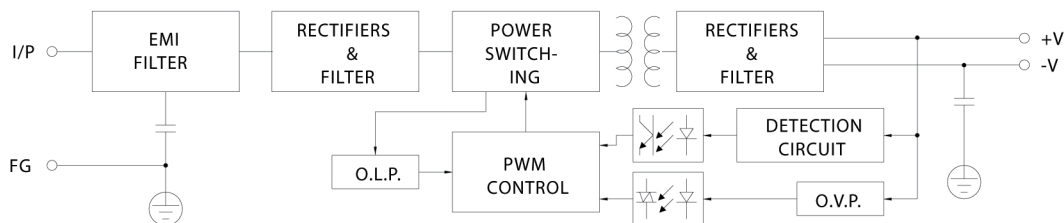
Pin No.	Assignment	Mating Housing	Terminal
1	AC/N	Molex 5195 or equivalent	Molex 5194 or equivalent
2	AC/L	Molex 5195 or equivalent	Molex 5194 or equivalent

DC Output Connector (CN2) : Molex 5273-06 or equivalent

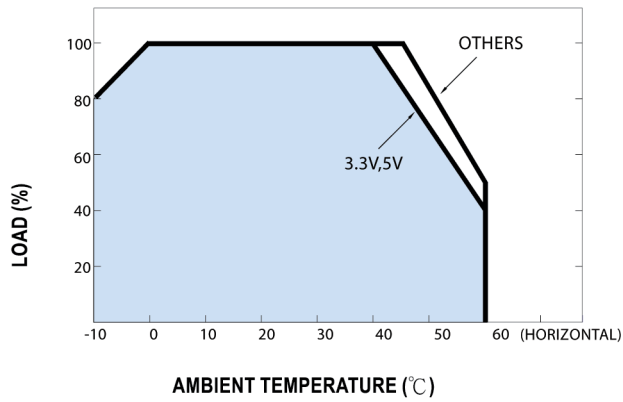
Pin No.	Assignment	Mating Housing	Terminal
1,2,3	+V	Molex 5195 or equivalent	Molex 5194 or equivalent
4,5,6	-V	Molex 5195 or equivalent	Molex 5194 or equivalent

Block Diagram

fosc : 65KHz



■ Derating Curve



■ Static Characteristics (12V)

