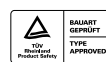




- Built-in Passive PFC Function Compliance to EN61000-3-2
- Protections: Short Circuit/Over Load/Over Voltage/ Over Temperature
- High Efficiency 89% and Low Dissipation
- Cooling by Free Air Convection
- Built-in Constant Current Limiting Circuit
- Can be Installed on DIN Rail TS-35/7.5 or 15
- UL 508 (Industrial Control Equipment) Approved
- EN61000-6-2 (EN50082-2) Industrial Immunity Level
- AC Input Range Selectable by Switch (DRP480S)



Model Number	Input Volts	Output Volts	Output Amps	Over Voltage Protection
SINGLE OUTPUT				
DRP480-24	180-264VAC	24 VDC	0-20 Amps	30~36 Volts(DC)
DRP480-48	180-264VAC	48VDC	0-10 Amps	54~60 Volts(DC)
DRP480S-24	90-132/180-264VAC	24 VDC	0-20 Amps	30~36 Volts(DC)
DRP480S-48	90-132/180-264VAC	48VDC	0-10 Amps	59~66 Volts(DC)

All specifications are typical at nominal input, full load, and 25°C unless otherwise noted

480W Single Output Industrial DIN RAIL with PFC Function

DRP480 series

INPUT SPECIFICATIONS

Input Voltage Range	
DRP480	180~ 264VAC
DRP480S	90-132/180-264VAC by Switch
Frequency Range	
47-63 Hz	
Inrush Current, typ: (cold start)	
DRP480	40 Amps / 230VAC
DRP480S	27A / 115VAC; 45A / 230VAC
Input Current	
DRP480	4.0 Amps. @ 230VAC
DRP480S	8A / 115VAC; 3.2A / 230VAC
Leakage current	
< 3.5mAmps / 240VAC	
Power Factor @ FL	
PF ≥ 0.7 230VAC Only	

OUTPUT SPECIFICATIONS

Voltage and Current	See Selection Chart
Line Regulation	±0.5%
Load Regulation	±1.0%
Voltage Tolerance (Note 2)	±1.0%
Ripple/Noise (Note 1)	120mVpk-pk max.
Hold Up Time @ FL	DRP480: 16mS; DRP480S: 23mS
Setup, Rise Time @ FL	1200ms, 40mS
Over Voltage Protection	See Selection Chart
	Shut down o/p voltage, re-power
Over Current Protection	105 ~ 150% rated output power
	Constant current limiting, auto recover
Over Temperature Protection	100°C ±5°C (TSW: Detected on heatsink of power switch)
	Shut down o/p voltage, re-power
	after cool down
DC Voltage Adjust	24~28Volts: 24Vout
	48~53Volts: 48Vout (48-55V DRP480S)

GENERAL SPECIFICATIONS

Safety	UL508, UL60950-1, TUV EN60950-1
Insulation Resistance	≥ 100MΩ / 500Volts / 25°C / 70% RH

EMI	DRP480: EN55022B (CISPR22B)
	DRP480S: EN55011(CISPR11); EN55022 (CISPR22) EN61204-3 Class B
Harmonic Current	Compliance to EN61000-3-2,-3
Efficiency	89%
Isolation	4242VAC Input - Output
	2121VAC Input - Ground
	707VAC Output - Ground
EMS	Compliance to
	EN61000-4-2,3,4,5,6,8,11; ENV50204, EN61204-3 (DRP480S only)
	EN61000-6-2 (EN50082-2)
	light Industry Level, Criteria A

ENVIRONMENTAL SPECIFICATIONS

Oper. Temperature	-20°C to +70°C (See Dreate Curve)
Storage Temperature	DRP480: -20°C to +85°C, 10~95% RH
	DRP480S: 20°C to +85°C, 10~95% RH
Relative Humidity	20~90% RH non cond
Temperature Coefficient	±0.03% / °C (0-50°C)
MTBF	180.9KHrs min, MIL-HDBK-217F(25°C)
Vibration	10~500Hz, 2G10min./1cycle, period for 60min. each along X, Y, Z axes
	Mounting: Compliance to IEC60068-2-6
MTBF (MIL-HDBK-217F)	DRP480: 180.9K Hrs.
	DRP480S: 187.9K Hrs.

PHYSICAL SPECIFICATIONS

Size	Millimeters	227 x 125.2 x 100
	Inches	8.94" x 4.93 " x 3.94 "
Weight		DRP480: 5.29 lb (2400g)
		DRP480S: 7.73 lb (2600g)

NOTES

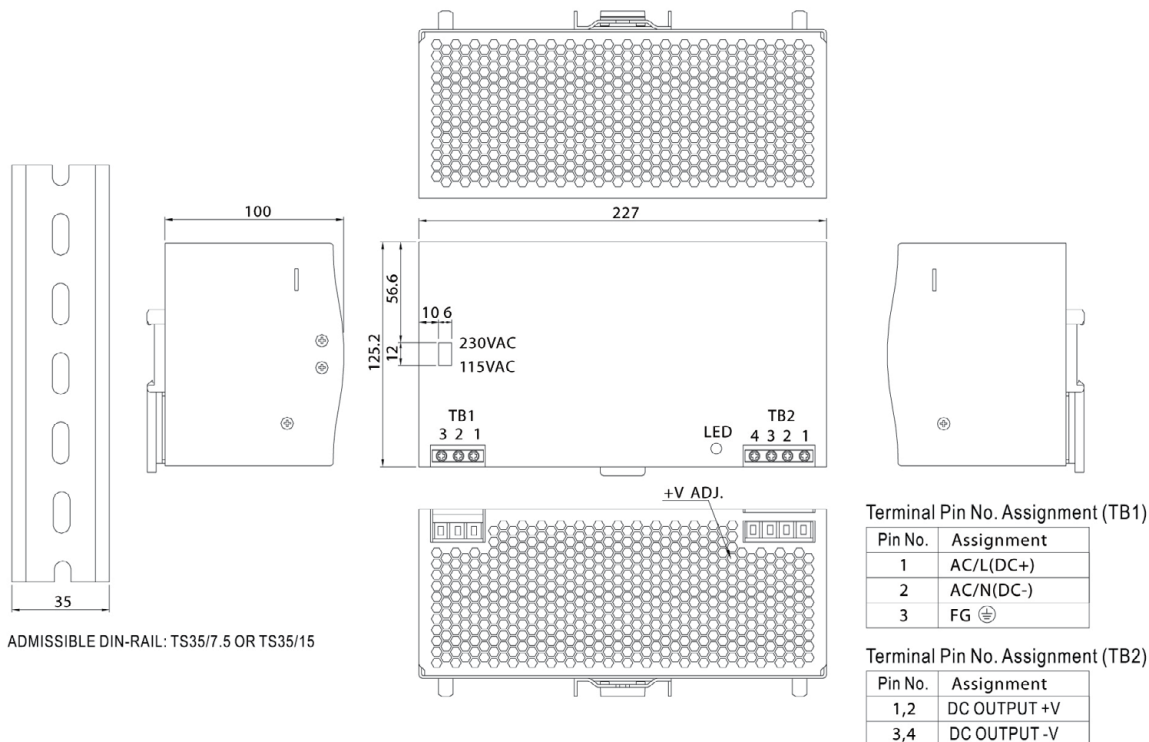
1. Ripple & noise are measured at 20MHz of bandwidth by using a 12" twisted pair-wire terminated with a 0.1uf & 47uf parallel capacitor.
2. Tolerance : includes set up tolerance, line regulation and load regulation.

480W Single Output Industrial DIN RAIL with PFC Function

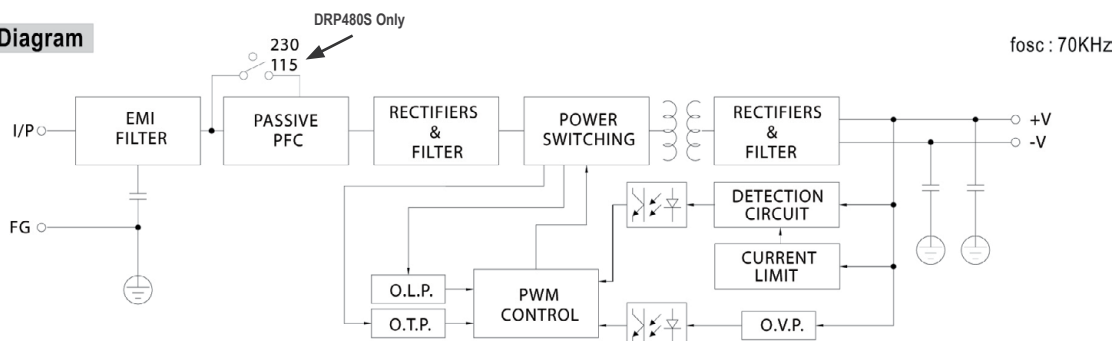
DRP480 series

Mechanical Specification

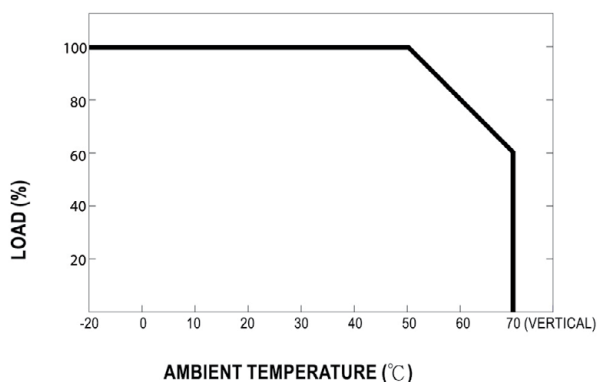
Case No.930 Unit:mm



Block Diagram



Derating Curve



Output Derating VS Input Voltage

