



- Universal AC input
- Protections: Short circuit / Overload / Over voltage
- Cooling by free air convection
- Can be installed on DIN rail TS-35/7.5 or 15
- Isolation class II
- LED indicator for power on
- UL508 (industrial control equipment) approved



Model Number	Output Volts	Output Amps	Min Load	Efficiency	Ripple and Noise	DC Volt Adjust	OVP
SINGLE OUTPUT							
DR75-12	12 Volts(DC)	6.3 Amps	0 ~ 6.3Amps	76%	100mVpk-pk	12~14V	15~16.5V
DR75-24	15 Volts(DC)	3.2 Amps	0 ~ 3.2Amps	80%	150mVpk-pk	24~28V	29~34V
DR75-48	24 Volts(DC)	1.6 Amps	0 ~ 1.6Amps	81%	240mVpk-pk	48~53V	58~65V

INPUT SPECIFICATIONS

Input Voltage Range	90~264VAC / 120-370 Volts (DC)
Frequency Range	47-63 Hz
Inrush Current, typ: (cold start)	20 Amps @ 115VAC 40 Amps @ 230VAC
Input Current	1.6 Amps. @ 115VAC 0.96 Amps. @ 230VAC
Leakage current	< 1mA / 240VAC

OUTPUT SPECIFICATIONS

Voltage and Current	See Selection Chart
Line Regulation	±0.5% max
Load Regulation	±1%
Voltage Tolerance (Note 2)	±2%: 12Volts(DC) only ±1%: 24~48Volts(DC)
Ripple/Noise (Note 1)	See Selection Chart
Hold Up Time @ FL	60mS @ 230VAC 12ms@115VAC
Setup, Rise Time @ FL	1000ms, 60ms/230VAC 1800ms, 60ms/115VAC
Over Current Protection	105~160% rated output power Constant current limit, auto recover
Over Voltage Protection	See Selection Chart Shut down o/p voltage, re-power
Over Temperature Protection	85°C±5(TSW1) detect on heat sink of power transistor, auto recover
DC Voltage Adjust	See Selection Chart

All specifications are typical at nominal input, full load, and 25°C unless otherwise noted

GENERAL SPECIFICATIONS

Safety	UL508 TUV EN60950-1 approved
Insulation Resistance	≥ 100MΩ / 500VDC
EMI	Compliance to EN55011 EN55022B (CISPR22B)
Harmonic Current	Compliance to EN61000-3-2,-3
Isolation	3000VAC Input - Output 1500VAC Input - Ground 500VAC Output - Ground
EMS	Compliance to EN61000-4-2, 3, 4, 5, 6, 8, 11, ENV50204, EN55024, EN61000-6-2, EN61204-3, heavy industry level, criteria A

ENVIRONMENTAL SPECIFICATIONS

Oper. Temperature	-10°C to +60°C (See Derate Curve)
Storage Temperature	-20°C to +85°C, 10~95RH
Relative Humidity	20 to +90% RH non cond
Temperature Coefficient	± 0.03% / °C (0-50°C)
MTBF	123.1KHrs , MIL-HDBK-217F(25°C)
Vibration	10~500Hz, 2G10min./1cycle, period for 60min. each along X, Y, Z axes
Mounting:	Compliance to IEC60068-2-6

PHYSICAL SPECIFICATIONS

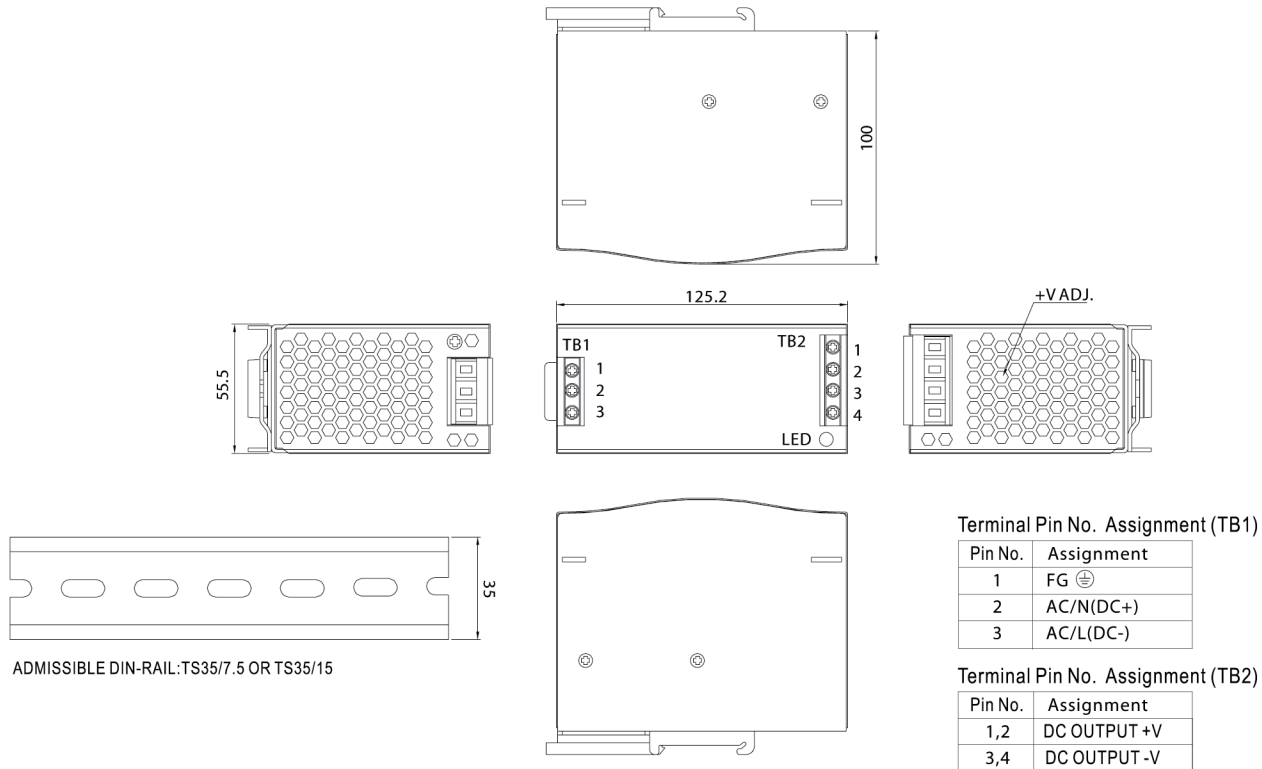
Size	
Millimeters	55.5 x 125.2 x 100
Inches	2.19" x 4.93" x 3.94"
Weight	21.16 oz (600g)

NOTE

1. Ripple & Noise are measured at 20MHz of bandwidth by using a 12" twisted pair-wire terminated with a 0.1uf & 47uf parallel capacitor.
2. Tolerance: includes set up tolerance , line regulation and load regulation.

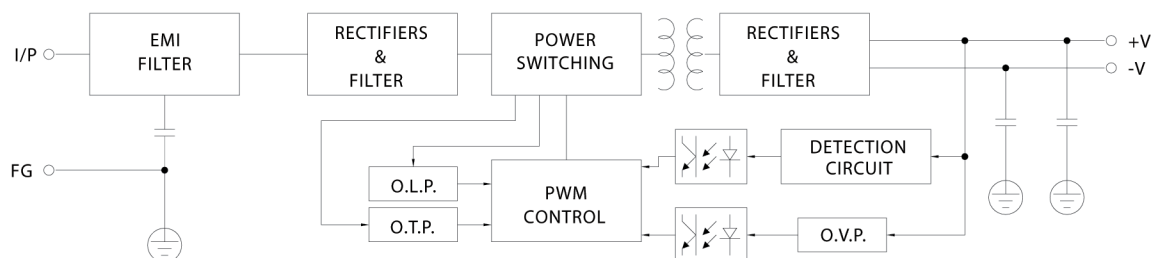
Mechanical Specification

Case No. 923 Unit:mm

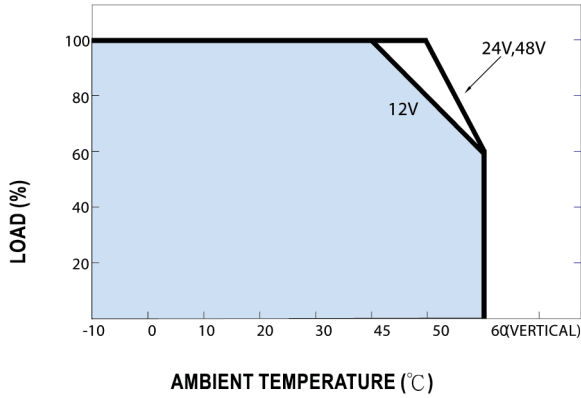


Block Diagram

fosc : 50KHz



■ **Output Derating**



■ **Output Derating Vs Input Voltage**

