



PARA LIGHT ELECTRONICS CO.,LTD

Tel: 886-2-2225-3733

Fax: 886-2-2225-4800

Mail: para@para.com.tw

Website: http://www.para.com.tw

Data Sheet

Product Name :LED High Bay Light

Model Number : MILF100WCWC3-U1

Version: A /0

Producer: Zhuang Wei

Auditing: 

Approval: 

2014.7.15

2014.7.15



LED High Bay Light

MILF100WCWC3-U1

Version: A / 0

FEATURES:

- Extrude aluminum heat-sink with Natural convection heat dissipation
- Integrated CREE X Lamp LED and theLED High Bay Light has high power efficiency
- LED High Bay Light has instant on/off features and hasn't flicker effect
- Does not produce ultra violet (UV) light or IR
- All materials meet green product according to RoHS requirement
- Universal AC input /Full range, 100~277Vac / 50~60Hz
- Short circuit / Over current / Over voltage / Over temperature protection
- TheLED High Bay Light has low power consumption
- IP31 design for indoor
- Good light distribution: no multi-shadow
- TheLED High Bay Light has long operation life time and better than 2 years
- UL certification pending

PURPOSE:

- Provide the standards for solid state lighting, including LED linear light, LED bulb, LED down light, LED panel light, LED High Bay Light, etc.

APPLICATION:

- The main application is using on big area such as mine, building surface, stadium, bridge, monument, garden and so on.

ENVIRONMENTAL CONDITION:

- The environmental condition as below:

Item	Condition	Notes
Operation Temperature [°C]	-20 ~ 40	
Operation Humidity [%]	8 ~ 90	
Storage Temperature [°C]	-20 ~ 40	
Storage Humidity [%]	5 ~ 90	



LED High Bay Light

MILF100WCWC3-U1

Version: A /0

PRODUCT SPECIFICATION:

- Photo:



- Outline dimensions:



- Note:

- 1.All dimension unit is millimeters
- 2.The tolerance is ±10mm unless otherwise noted



LED High Bay Light

MILF100WCWC3-U1

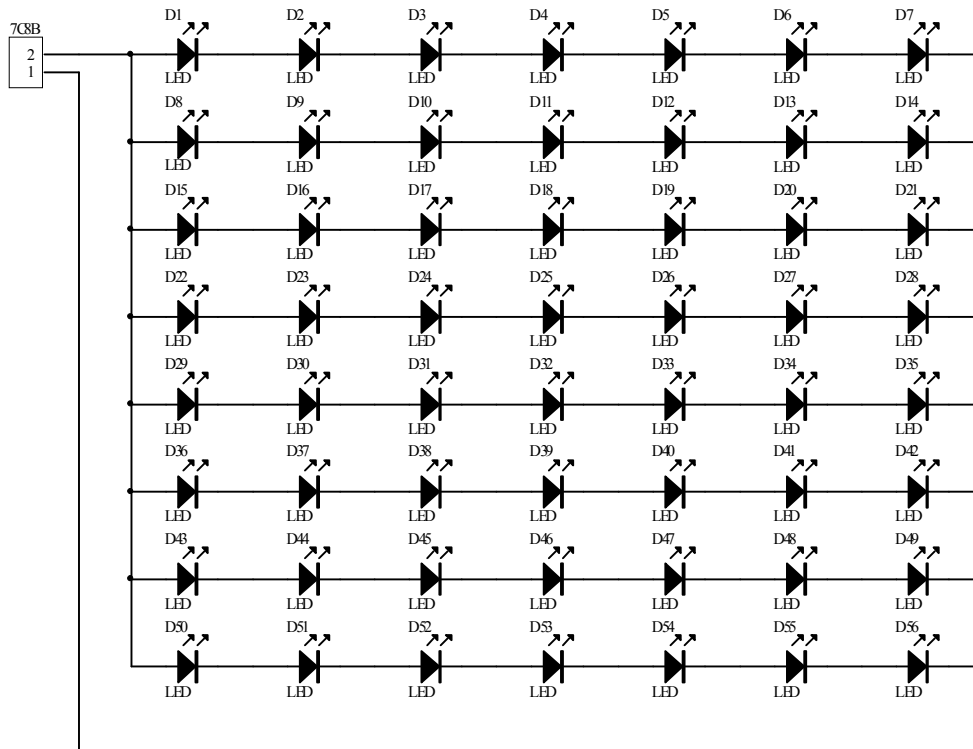
Version: A /0

- Technical parameters:

Input Voltage Range	100~277Vac
Input Frequency	50/60 Hz
LED Type	Cree XTE
LED Quantity	56Pcs
IP Rate	IP31
Power Consumption	100 W±10%
Luminous Flux	>9000 lm
Luminous Efficiency	90lm/W
Color Temperature	6000K±500K
Power Factor	>0.9
Weight	8.3Kg
Light Source Life Span	>25000 Hrs

- LED light panel circuit

1. Circuit: 7series, 8parallels, 56ea white LED





LED High Bay Light

MILF100WCWC3-U1

Version: A /0

- Optical Specification

1. Measurement Condition

1-1 Environmental Temperature: $25 \pm 2^{\circ}\text{C}$

1-2 Environmental Humidity: $50\% \pm 20\%$

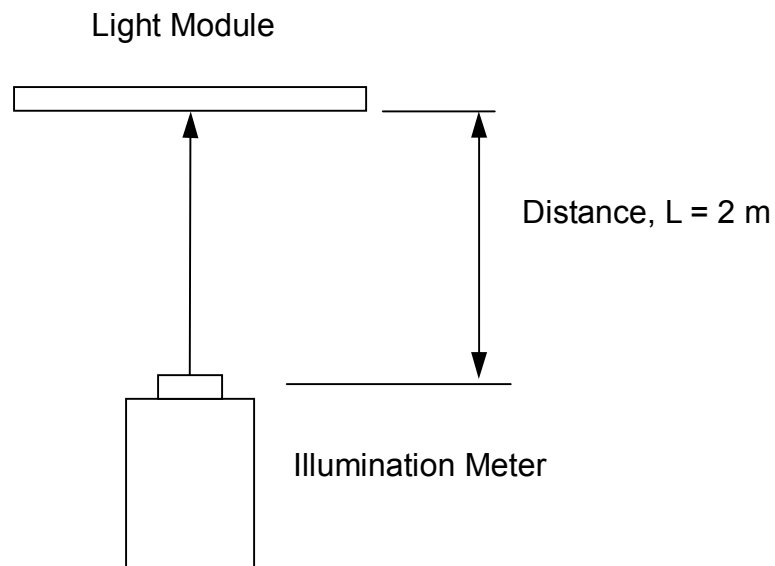
1-3 Environmental Luminance: Less than 10(lx) and windless (Typical)

2. Measurement Equipment

2-1 Illumination meter: GMS-2000

2-2 The PARALIGHT inspection result is to be taken as the standard. Before approval, both PARALIGHT and customer should inspect and correct the optical data measured by PARALIGHT and customer,

3. Measuring means



4. Luminance Specification

Model Name	MILF100WCWC3-U1					
Items	Position	Min	Typ	Max	Units	Notes
Illumination	Center	9000	-	-	Lumen	
CCT	Center	5500	6000	6500	K	

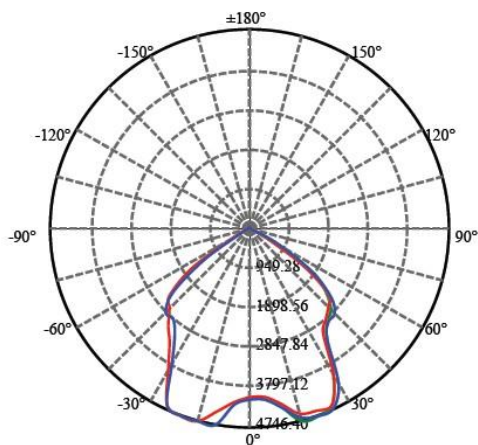


LED High Bay Light

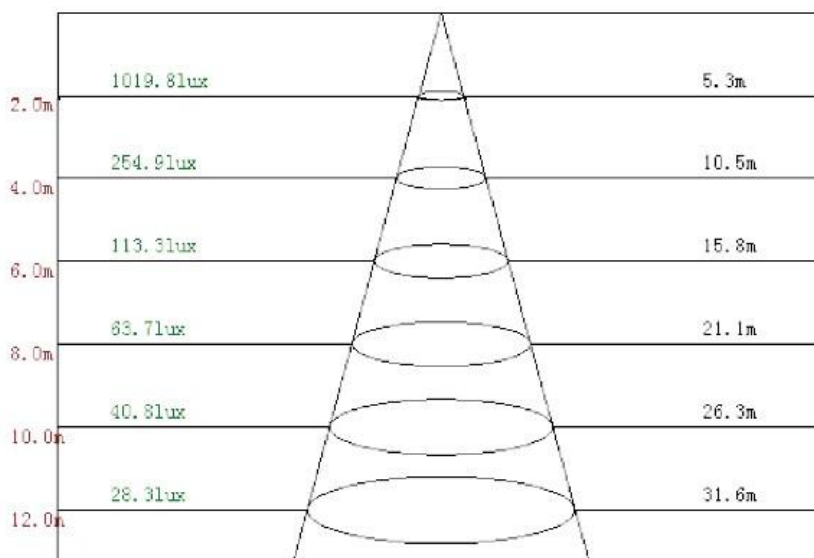
MILF100WCWC3-U1

Version: A /0

- Light intensity distribution (Unit: CD):



- Illumination at a distance:





LED High Bay Light

MILF100WCWC3-U1

Version: A / 0

- Reliability Test Specification

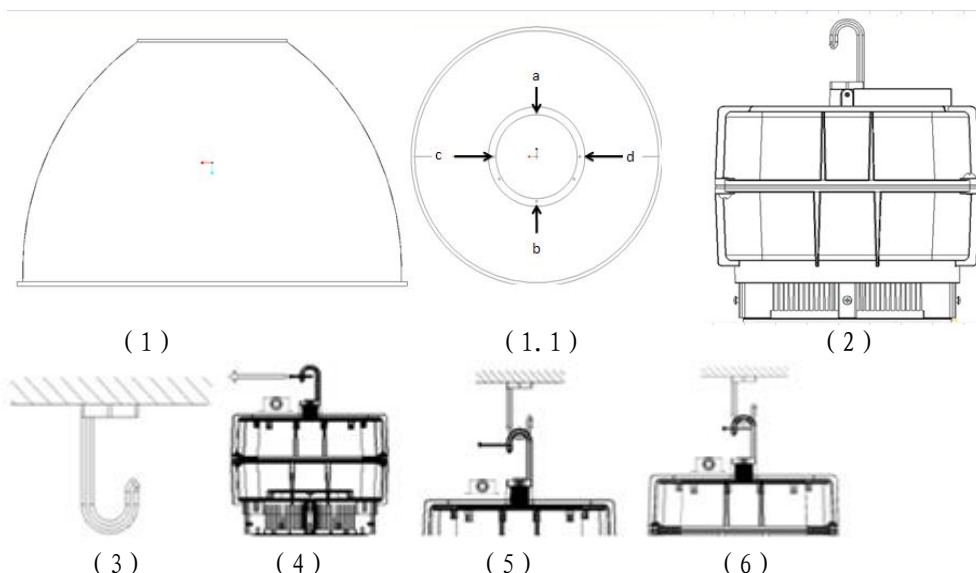
No	Item	Condition	Time	Judgment
1	Normal temperature operation	Ta=25°C, power on	10,000h	A,B
2	High temperature operation	Ta=60°C , power on	1,000h	A,B
3	Low temperature operation	Ta=-40°C , power on	1,000h	A,B
4	High temperature and humidity	Ta=60°C , RH=90% ,power on	1,000h	A,B
5	Thermal shock	Ta=-40~85°C	1,000 cy	A,B
6	High temperature on/off cycle	Ta=60°C, power on/off	50times	C
7	Low temperature on/off cycle	Ta=-40°C, power on/off	50times	C
8	Power on/off test	Ta=25 °C, power on/off	30,000cy	C
9	High temperature storage	Ta=85 °C	1,000h	A,B
10	High temp and humidity storage	Ta=60 °C, RH=90%	1,000h	A,B
11	Low temperature storage	Ta=-40 °C	1,000h	A,B
12	Vibration test	Vibration frequency:10~45Hz Vibration testHz:45Hz Operation vibration test:3hrs Shock:3G(x,y), 4G(z)	3hrs	B,D
13	Waterproof test	IP31 standard	30min	E,F
14	MTBF	Ta=45 °C, RH=85%	2,160h	G

1. Criteria:

- 1-1 A. Luminance must maintain more than 80% of the initial illumination intensity.
- 1-2 B. Apparent condition and structure have not abnormality.
- 1-3 C. There not being lighting abnormality at normal temperature.
- 1-4 D. There is no damage of the soldering point and defective lighting.
- 1-5 E. Ingress Protection code is more than 5.
- 1-6 F. There not decrease in performance by the water and the problem of the function.
- 1-7 G. Lifetime is more than 25,000 hours by lifetime prediction.

- Installing and Using:

1. Take out **【1】** and **【2】** from the packing box and check if the body had been damaged by external factors ,then assemble **【1】** and **【2】** together.
2. Assemble the hook **【3】** in advance on the ceiling where need to assemble the light .The hook need to match with the pothook and strong enough to bear 30KG at least.
3. Screw the screw at **【4】** by cross screwdriver.
4. Hang the light on hook **【5】** .
5. Screw the screw which take down from step 3 into the hole of hook **【6】** .
6. Connect with power supply network.



After finished above steps, check again and then switch on the power.

- Packing Specification

1. Put maximum 1 pieces LED High Bay Light into outer carton.
2. Prevent LED High Bay Light defect during transportation.
3. Complete the transportation simulation tests (Vibration frequency:10~45Hz / Vibration test Hz:45Hz / Operation vibration test:3hrs / Shock:3G(x,y), 4G(z)) and no LED projection lamp defect happened.
4. Using appropriate dust prevented approach for component and product that no dust source similar with sediment and unusual glutinous objects.



LED High Bay Light

MILF100WCWC3-U1

Version: A /0

- Packing Flow

1. Put 1setLED High Bay Light into inner carton



carton size mm(inch) :
510(20.1")x310(12.2") x 290(11.4")
1box : 1pcs
Weight (Kg/Lb):9.2(18.7)

2. Put 15pcs AL Reflector into inner carton



Reflector Al:
carton size mm(inch) :
480(18.9")x480(18.9")x 420(16.5")
1box : 15pcs
Weight (Kg/Lb):6.4(14.1)