

SMALL SIGNAL SCHOTTKY DIODE

VOLTAGE RANGE: 30 V
CURRENT: 0.03 A

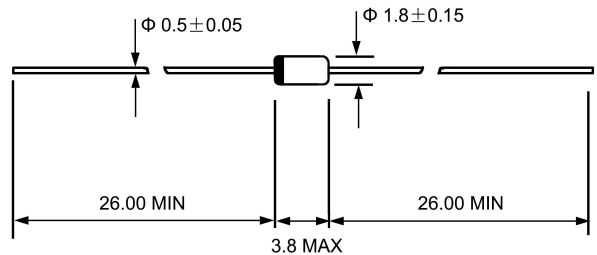
FEATURES

- ◇ Low forward voltage drop
 - ◇ Satisfactory wave detection efficiency
 - ◇ Extremely low reverse current I_R
 - ◇ Small temperature coefficient of forward characteristics
 - ◇ Extremely low reverse current
- These products are ideal for use in ordinary wave detection and super high speed switching circuits

MECHANICAL DATA

- ◇ Case: JEDEC DO-35, glass case
- ◇ Polarity: Color band denotes cathode end
- ◇ Product Sign: Marking MA700A on body
- ◇ Weight: Approx. 0.13 gram

DO - 35(GLASS)



Dimensions in millimeters

ABSOLUTE RATINGS (LIMITING VALUES) (T_A=25°C)

Parameters	Symbols	Value	UNITS
Reverse voltage	V_R	30.0	V
Peak reverse voltage	V_{RM}	30.0	V
Average rectified current	I_O	30.0	mA
Peak forward current	I_{FM}	150.0	mA
Junction temperature	T_J	125	°C
Storage temperature	T_{STG}	- 55 ---- + 150	°C

ELECTRICAL CHARACTERISTICS (T_A=25°C)

Parameters	Symbols	Test Conditions	Min.	Typ.	Max.	UNITS
Forward voltage(DC)	V_F	$I_F=1mA$			0.4	V
		$I_F=30mA$			1.0	
Reverse current	I_R	$V_R=30V$			150	nA
Junction capacitance	C_J	$V_R=1V$ $f=1MHz$		1.3		pF
Rectifier efficiency	η	$V_i=3V$ $f=30MHz$ $C_L=10pF$ $R_L=3.9K \Omega$		60.0		%
Reverse recovery time	t_{rr}	$I_F=I_R=10mA$ $t_{rr}=1mA$ $R_c=100k \Omega$		1		ns

NOTE: 1. Schottky barrier rectifier diode is sensitive to electric shock(static electricity .etc.). Due attention must be paid on charge of a human body and leakage from the equipment used.

www.galaxycn.com

FIG.1 – FORWARD VOLTAGE VS. FORWARD CURRENT

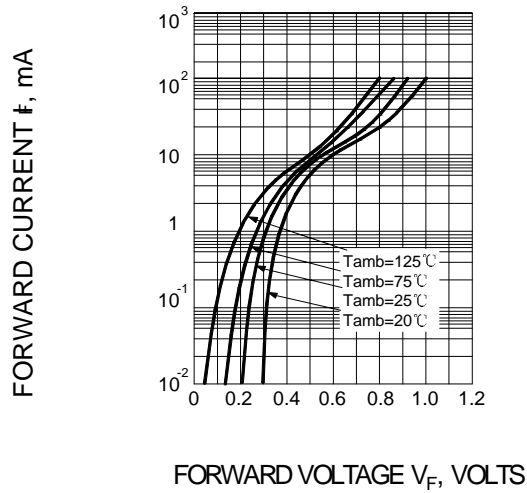


FIG.2 – FORWARD VOLTAGE VS. AMBIENT TEMPERATURE

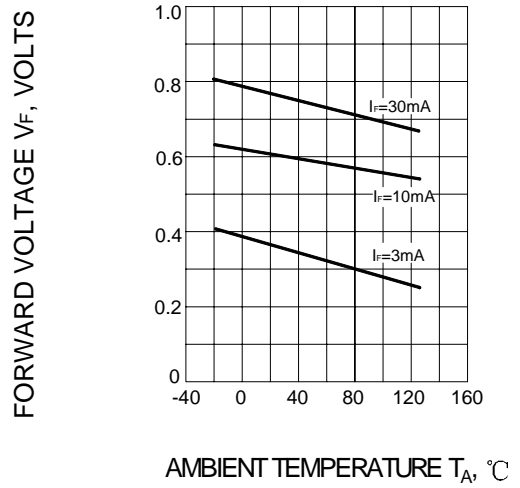


FIG.3 – MA700A REVERSE CHARACTERISTICS

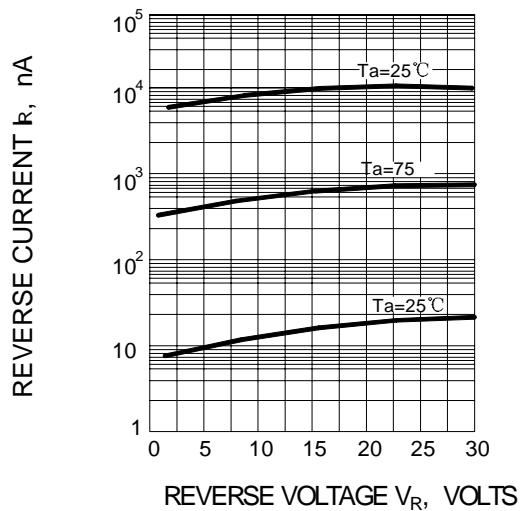


FIG.4 – MA700A JUNCTION CAPACITANCE

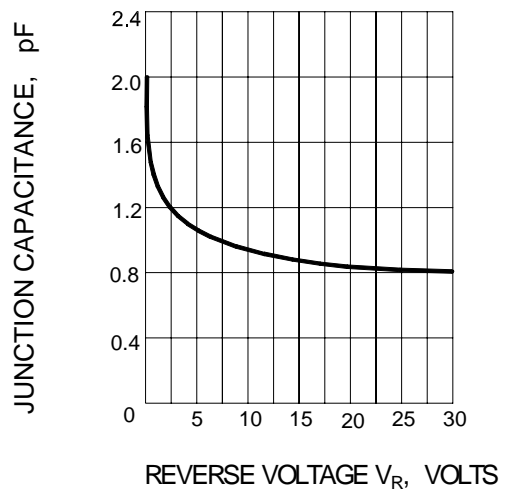


FIG.5 – MA700A REVERSE CURRENT TEMPERATURE CHARACTERISTICS

