

DUAL SCHOTTKY RECTIFIERS

VOLTAGE RANGE: 80 - 100 V

CURRENT: 16 A

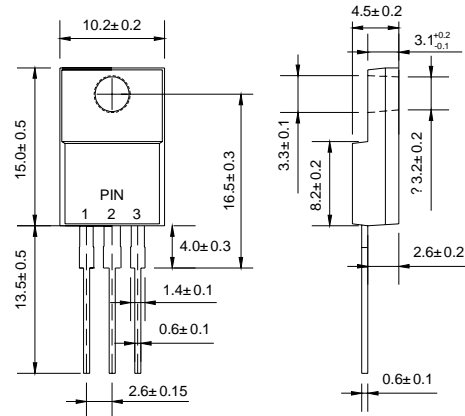
FEATURES

- ◇ High surge capacity.
- ◇ For use in low voltage, high frequency inverters, free wheeling, and polarity protection applications.
- ◇ Metal silicon junction, majority carrier conduction.
- ◇ High current capacity, low forward voltage drop.
- ◇ Guard ring for over voltage protection.

MECHANICAL DATA

- ◇ Case: JEDEC ITO-220AB, molded plastic body
- ◇ Terminals: Leads, solderable per MIL-STD-750, Method 2026
- ◇ Polarity: As marked
- ◇ Weight: 0.08ounce, 2.24 grams
- ◇ Position: Any

ITO-220AB



Dimensions in millimeters

MAXIMUM RATINGS AND ELECTRICAL CHARACTERISTICS

Ratings at 25°C ambient temperature unless otherwise specified.

		MBRF 1680CT	MBRF 16100CT	UNITS
Maximum recurrent peak reverse voltage	V_{RRM}	80	100	V
Maximum RMS Voltage	V_{RMS}	56	70	V
Maximum DC blocking voltage	V_{DC}	80	100	V
Maximum average forward total device rectified current @ $T_c = 125^\circ\text{C}$	$I_{F(AV)}$	16.0		A
Peak forward surge current 8.3ms single half sine-wave superimposed on rated load	I_{FSM}	150.0		A
Maximum forward voltage per leg ($I_F=8.0\text{A}, T_c=25^\circ\text{C}$) (NOTE 1)	V_F	0.85		V
Maximum reverse current @ $T_c=25^\circ\text{C}$ at rated DC blocking voltage @ $T_c=125^\circ\text{C}$	I_R	1.0	100	mA
Maximum thermal resistance (NOTE 2)	$R_{\theta JC}$	1.5		$^\circ\text{C}/\text{W}$
Operating junction temperature range	T_J	- 55 ---- + 150		$^\circ\text{C}$
Storage temperature range	T_{STG}	- 55 ---- + 150		$^\circ\text{C}$

NOTE: 1. Pulse test: 300µs pulse width, 1% duty cycle.

2. Thermal resistance from junction to case and thermal resistance from junction to ambient.

www.galaxycn.com

FIG.1 – FORWARD CURRENT DERATING CURVE

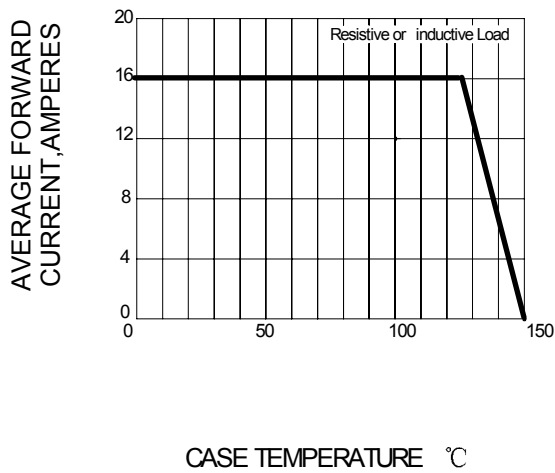


FIG.2 – MAXIMUM NON-REPETITIVE PEAK FORWARD SURGE CURRENT PER LEG

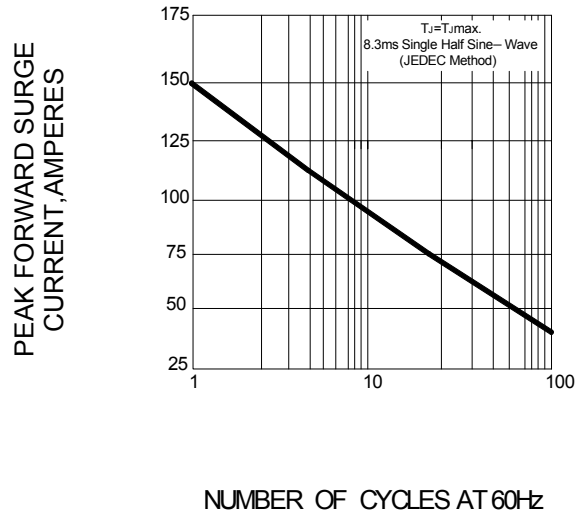


FIG.3 – TYPICAL INSTANTANEOUS FORWARD CHARACTERISTIC PER LEG

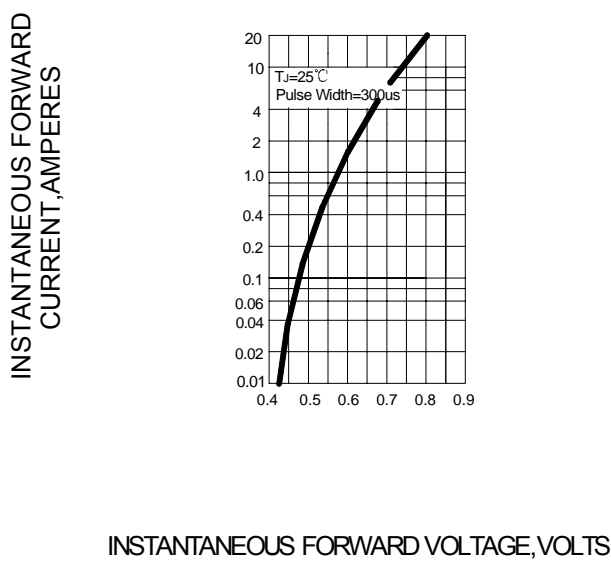


FIG.4 – TYPICAL REVERSE CHARACTERISTICS

