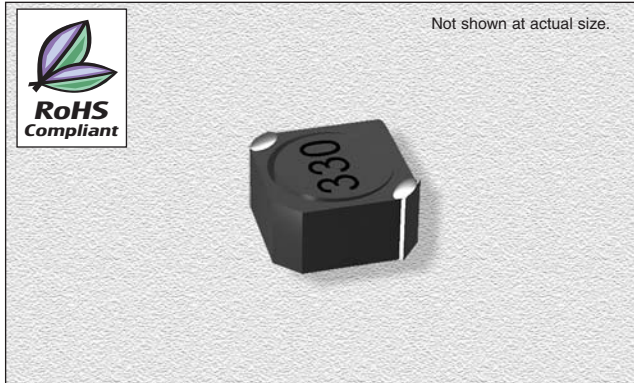


CTCDRH2D18/HPF Series

From 1.7 μH to 47 μH



CHARACTERISTICS

Description: SMD (shielded) power inductor

Applications: Power supplies for VTR, OA equipment, LCD televisions, PC notebooks, portable communication equipment, DC/DC converters, etc.

Operating Temperature: -40°C to $+85^{\circ}\text{C}$

IDC: The current when the inductance becomes 35% lower than its normal value. ($T_a=20^{\circ}\text{C}$)

Inductance Tolerance: $\pm 30\%$

Testing: Tested on a HP4285A at 100 KHz

Packaging: Tape & Reel

Marking: Parts are marked with inductance code.

Miscellaneous: RoHS Compliant.

Additional Information: Additional electrical & physical information available upon request

Samples available. See website for ordering information.

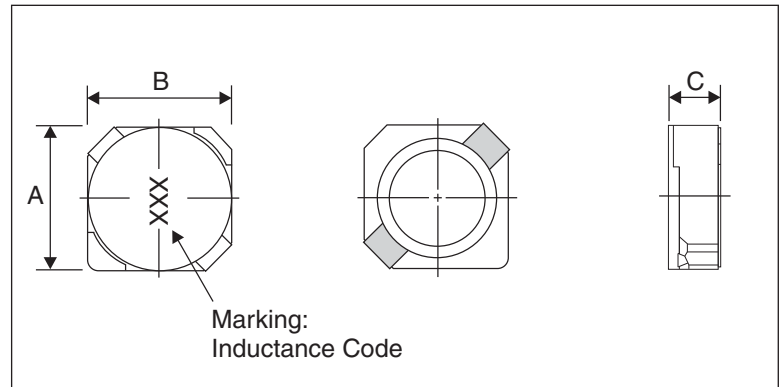
SPECIFICATIONS

Parts are available in $\pm 30\%$ inductance tolerance only.

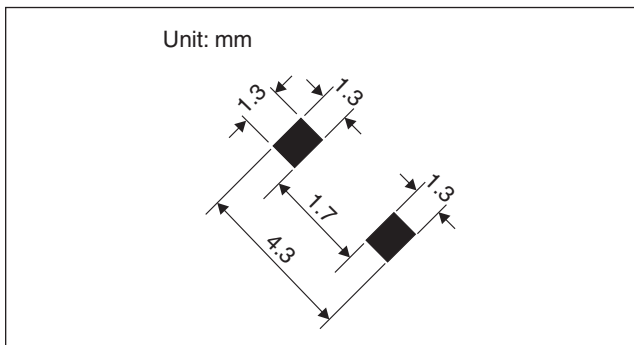
Part Number	Inductance (μH)	L Test Freq. (kHz)	DCR Max. (m Ω)	IDC (A)
CTCDRH2D18/HPF-1R7N	1.7	100	44	1.85
CTCDRH2D18/HPF-2R2N	2.2	100	60	1.60
CTCDRH2D18/HPF-3R3N	3.3	100	86	1.45
CTCDRH2D18/HPF-4R7N	4.7	100	140	1.20
CTCDRH2D18/HPF-6R3N	6.3	100	160	1.05
CTCDRH2D18/HPF-100N	10	100	245	0.85
CTCDRH2D18/HPF-150N	15	100	345	0.70
CTCDRH2D18/HPF-220N	22	100	611	0.57
CTCDRH2D18/HPF-330N	33	100	910	0.46
CTCDRH2D18/HPF-470N	47	100	1430	0.39

PHYSICAL DIMENSIONS

Size	A Max.	B Max.	C Max.
mm	3.2	3.2	2.0
inches	0.126	0.126	0.078



PAD LAYOUT



05.10.13