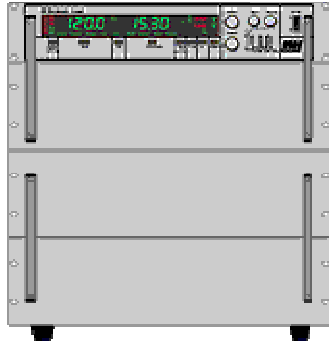


DATASHEET 1312-24012

Operating Modes Setting

Current:	Voltage:	Resistance:	Power:
0 ... 350 A	0 ... 40	5.7 Ω ... 3.8	0 ... 8000 W
0 ... 1050 A	0 ... 120 V	1.9 Ω ... 1.26	0 ... 24000 W



Accuracy of the Manual Setting, without Presetting:

	of setting	of corresponding range
Voltage	±0.2%	±0.05%
Current	±0.2%	±0.05%

Accuracy of Manual Setting with Presetting:

	of setting	of corresponding range
Voltage	±0.6%	±0.05%
Current	±0.6%	±0.05%
Resistance	±1.4%	±0.3% of current range
Power	±1.4%	±0.5%
Current Limitation	±1.4%	±0.3%
Trigger Voltage	±1.4%	±0.3%
Time Setting	±1.4%	±0.5% of B1 or B2
Time ranges for internal modulator		
	B1	100ms
	B2	1000ms

Accuracy of Display:

	of measured value (real value)	of corresponding range
Voltage	±0.2%	±0.05%
Current	±0.2%	±0.05%

**Accuracy of Analog Programming:
0 ... 5V / 0 ... 10V for Current, Voltage, Power**

	of setting	of corresponding range
Voltage	±0.2%	±0.1%
Current	±0.2%	±0.1%
Power	±2%	±0.5%
Current Limitation *	±1%	±0.4%
Trigger Voltage *	±1%	±0.4%

** only when option ZS08 is installed
Input impedance of the analog inputs: > 10kΩ
GND max. ±2V against negative load input ¹⁾*

**Accuracy of Analog Monitor Outputs:
0 ... 10V for Current, Voltage, Power**

	of the analog signal of the real value	offset voltage
Voltage	±0.2%	±15mV
Current	±0.2%	±15mV
Power	±2%	±30mV

*GND max. ±2V against negative load input ¹⁾
Loading capacity minimum 2kΩ*

**Accuracy of Setting
Programming via Data Interface:**

	of setting	of corresponding range
Voltage	±0.2%	±0.05%
Current	±0.2%	±0.05%
Resistance	±1%	±3% of current range
Power	±1%	±0.5%
Current Limitation	±1%	±0.3%
Trigger Voltage	±1%	±0.3%
Resolution Setting	16 bit	

Accuracy of Measurement, Reading via Data Interface:

	of measured value (real value)	of corresponding range
Voltage	±0.1%	±0.05%
Current	±0.2%	±0.05%
Resolution Measurement	18 bit	
Reading Rate	330ms not triggerable	

**Accuracy of Measurement, Reading via Data Interface:
Option ZS13**

	of measured value (real value)	of corresponding range
Voltage	±0.2%	±0.05%
Current	±0.2%	±0.05%
Resolution Measurement	13 bit	

Reading Rate **min. 200µs** (into memory)
triggerable

Cooling

cooling medium	water or water-glycol-mixture
Materials in the cooling circuit	cooper, brass, plastic
Max. Cooling Medium Temperature	12°C for nominal power
Min. Cooling Medium Temperature	5°C
Derating at higher Cooling Medium Temperature	-5% / °C
Pressure for Nominal Power	min. 3 bar
Max. Pressure	5 bar
Cooling Medium Connection	1/2 inch per 8000W
Minimum Input Voltage	approx. 2V for full current

Input Impedance

> 50 kΩ at deactivated load input

Input Capacitance

approx. 2µF / 1000W

Operating Temperature

5°C ... 40°C

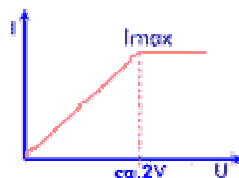
External Control

- Load switching
- Trigger input and output
- Range switching
- Mode switching
- Emergency shutdown

Protection Equipment

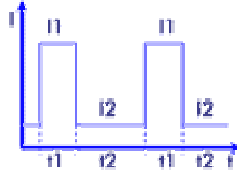
- Current and power limitation
- Over-voltage protection up to 110% of rated voltage
- Protection against reverse polarity up to rated current (diode)³⁾
- Over-temperature deactivation
- Transient protection

Minimum voltage



Full current up from approx. 2V.
Below 2V linear Derating.

Modulator



Puls t1: 100µs ... 1s
 Puls t2: 100µs ... 1s
 (in two ranges)
 Load level: each 0 ...
 100%

Rise and Fall Time ⁵⁾	500 µs
Parallel Operation	up to 3 devices in master-slave operation (hardware-controlled)
Cooling	liquid cooled
Case ⁴⁾ , Weight	19" / 11 HU, 143 kg
Mains Supply	115/230V ± 10%, 50 ... 60Hz
Power Consumption	145 VA
Electric Safety	DIN EN 61010-1
EMC, CE-Mark	DIN EN 61326-1 DIN EN 61000-3-2 DIN EN 61000-3-3
Permissible Operating Voltages: Negative Load Input - Case	
Standard	125V AC
with Option ZS06	500V AC ³⁾
Colour	
Front Panel	RAL7032 (pebble grey)
Sides, Lid	RAL7037 (stone grey)

1) 500 V with option ZS06 (except a Zero-Volt-Option is installed)

2) no protection against reverse polarity at installed Zero-Volt-Option

3) except a Zero-Volt-Option is installed

4) 1HU = 44.45mm

5) Rise and fall times are defined as 10%...90% and 90%...10% of the maximum current (measured in constant current mode - FAST)