



PMM 511A-RO

High impedance passive probe

Features:

- CeramCore™ Hybrid Probe
- Coaxial Design
- Interchangeable Spring Contact Tips
0.8 and 0.38 mm Diameter
- IC Contacting System
0.8 to 1.27 mm pitch
- Read-out BNC Connector



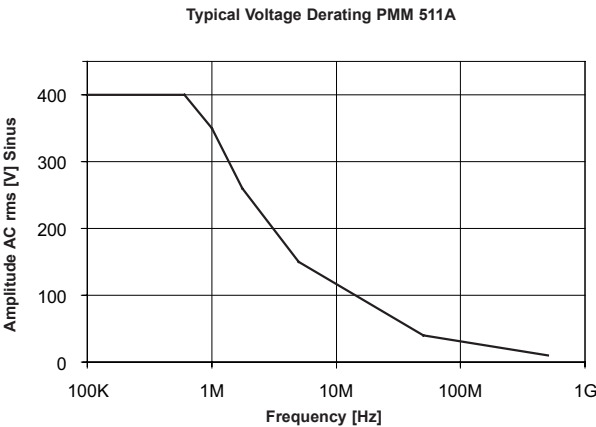
The PMM 511A-RO is a 500 MHz, miniature 10:1 passive probe designed for instruments having 1 M Ω input resistance. This probe is recommended for high performance probing applications and is adjustable for low and high frequencies. The probe is rated with 300 V CAT II maximum input voltage and complies with latest safety standards. Like every PMK passive probe the PMM 511A-RO features CeramCore™ technology. The probe's entire core is made of a high quality ceramic hybrid. Pure coaxial design and laser trimmed resistors ensure highest signal fidelity along the signal path offering high bandwidth and fast risetimes for accurate impulse measurements. All passive probes are equipped with PMK's signature spring loaded, needle sharp tips to support precise and safe measurements minimizing the risk of slipping off the board and produce a short circuit. Various types of tips are available. Besides the spring contact tips there is also a solid tip available at the user's choice. Probe tips are interchangeable and can be replaced easily. Basic probe accessories and replacement tips are provided within the scope of delivery or can be purchased separately. See this datasheet and corresponding documents for further details.

This datasheet supersedes all previously published material. Specifications that are not marked as guaranteed are published as general information to the user. The instrument should have warmed up for at least 20 minutes and the environmental conditions must not exceed the specified limits of the probe. Note that specifications are subject to change without notice.

Electrical Specifications

Attenuation Ratio ⁽¹⁾	10:1	± 2 % at DC
Voltage Coefficient	0.00025 % / V	
System Bandwidth	500 MHz	(-3 dB)
System Risetime	0.7 ns	(10 % – 90 %)
Maximum Rated Input Voltage		
Measurement Category I:	400 V rms	
	1250 V transient overvoltage	
Measurement Category II:	300 V rms CAT II	
Pollution Degree	2	

Voltage Derating



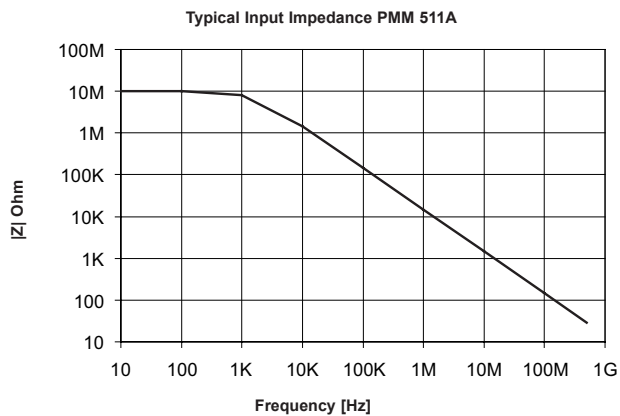
Note that the max. input voltage rating of the probe decreases as the frequency of the applied signal increases.

(1) connected to oscilloscope with an input impedance of 1 MΩ ± 1 %

Electrical Characteristics

Input Resistance (system)	10 M Ω	$\pm 1 \%$
Input Capacitance (system)	11 pF	
Compensation Range	7 pF – 25 pF	
Input Coupling of the Measuring Instrument	1 M Ω AC / DC	

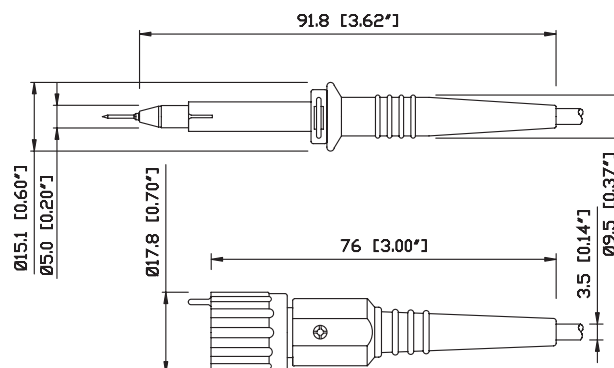
Input Impedance



Note that the input impedance of the probe decreases as the frequency of the applied signal increases.

Mechanical Characteristics

Weight (probe only)	46 g
Cable Length	1.2 m
Probe Tip Diameter	5 mm



Environmental Specifications

<i>Altitude</i>	operating	up to 2000 m
	non-operating	up to 15000 m
<i>Temperature Range</i>	operating	0 °C to +50 °C
	non-operating	-40 °C to +71 °C
<i>Maximum Relative Humidity</i>	operating	80 % relative humidity for temperatures up to +31 °C, decreasing linearly to 40 % at +50 °C

Declaration of Conformity

The manufacturer declares the conformity of his products with the actual required safety standards in accordance with the Low Voltage Directive (LVD) 2006/95/EC:

CEI/IEC 61010-031:2008

Safety requirements for electrical equipment for measurement, control and laboratory use.

Part 031:

Safety requirements for hand-held probe assemblies for electrical measurement and test.

WEEE/ RoHS Directives

PMK electronic products are classified within the WEEE/ RoHS* category list as monitoring and control equipment (category 9). Category 9 products are exempt from the restrictions under the scope of the RoHS directive.

Your help and efforts are required to protect and keep clean our environment. Therefore return any electronic product at the end of its life either to Service Department of PMK Mess- und Kommunikationstechnik GmbH or take care of separate WEEE collection and professional WEEE treatment yourself. Do not dispose as unsorted municipal waste.

* EC Directives:

WEEE Directive 2002/96/EC	–	Waste Electrical and Electronic Equipment
RoHS Directive 2002/95/EC	–	Restriction of the use of certain Hazardous Substances in Electrical and Electronic Equipment

Scope of Delivery PMM 511A-RO Order-No. 855-511-A01

- | | |
|-----------------------------------|--------------------------------|
| ■ 2 Footer Positioner | ■ Instruction Manual |
| ■ Adjustment Tool T | ■ Insulating Cap 5.0 |
| ■ BNC Adapter 5.0 | ■ Probe |
| ■ Coding Rings (Set) 3 x 4 colors | ■ Protection Cap 5.0 |
| ■ Ground Blade 5.0 | ■ Spring Tips 0.8 mm & 0.38 mm |
| ■ Ground Spring 5.0 | ■ Solid Tip 0.8 mm |
| ■ Ground Lead 15 cm | ■ Sprung Hook 5.0 |
| ■ IC-Caps 0.8 to 1.27 mm pitch | |

Safety Information

To avoid personal injury and to prevent fire or damage to this product or products connected to it, review and comply with the safety informations stated in the manual before using this product. Be aware that if you use this probe assembly in a manner not specified the protection this product provides may be impaired.

Only qualified personnel should use this probe assembly.

Manufacturer

PMK Mess- und Kommunikationstechnik GmbH
Königsteiner Str. 98
65812 Bad Soden, Germany

Internet: www.pmk.de

Tel: +49 (0) 6196 5927 - 930

E-Mail: sales@pmk.de

Fax: +49 (0) 6196 5927 - 939