




Type series FZT / FZTZ / FZDT
and FZVT / FZFT / FZST

150 - 6000 W with thermal overload relay

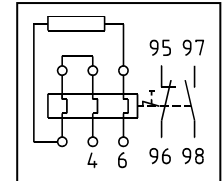


Cemented wirewound tubular fixed resistor in one- up to six-tube design, degree of protection IP20 if mounted on an appropriate surface. Connections at the integrated thermal overload relay in the attached terminal box with cable gland PG9 and PG11 (up to 13 A) or with M12 and PG16.

(>13 A or for all types in UL-version like ③)

① if mounted on an appropriate surface

③ optional for D = 65, type designation then FZ.TU



Technologies

- integrated thermal overload relay up to 24 A
- protection against excess temperature
- factory-made adjustment
- connections directly at the overload relay
- version protected against access to hazardous parts
- wall mounting or mounting on switch cabinets

Thermal overload relay

An eventual overload of the resistor is monitored by the thermal overload relay, which is mounted in the attached terminal box. This is accomplished by NCC and NOC contacts.

This warning has to be considered by the customer, e.g. by a warning or disconnection of the mains. More about operation details on page T105E.

Warning: There will not be a disconnection of the resistor!

Connection cross section /screwing:

fine stranded, for relay up to	connection in mm ²	
	13A	24A
main current	1 x 2,5	2 x 6
auxiliary current	1 x 2,5	2 x 2,5
cable gland	PG9 + PG11	M12 + PG16

Contact ratings of the signal contacts:

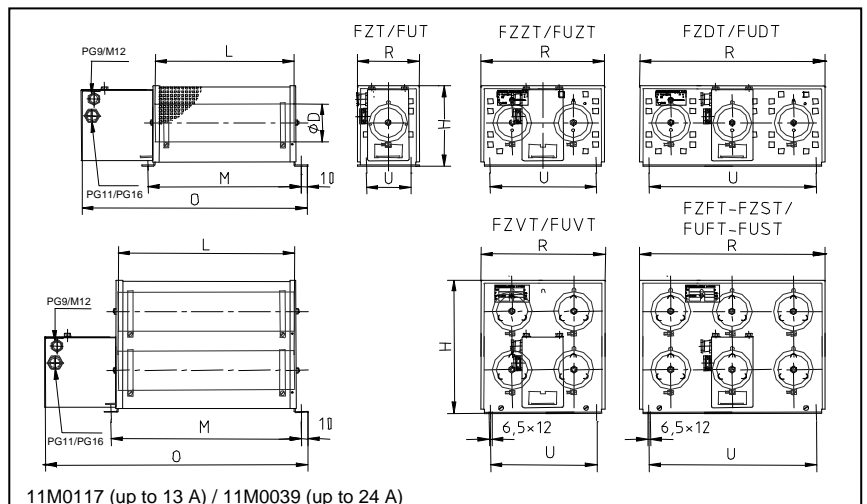
- 2 A / 24 VDC (DC11)
- 2 A / 230 VAC (AC11)

Application

Braking resistor for motor/generator drive of motors with frequency converters. The braking current is monitored.

Electrical and mechanical data

Type series	typical power in W at 40°C, 100% DCF	production range Ω-value		dimensions in mm					approx. weight in kg
		from	up to	H	M	O (max.)	R	U	
L x D									
FZT 160x45	150	2,2	6,8k	87	244	265	75	48	1,1
FZT 200x45	180	2,2	5,6k	87	284	305	75	48	1,2
FZT 300x45	300	3,9	3,9k	87	384	405	75	48	1,5
FZT 200x65	300	4,7	3,9k	120	230	349	92	80	2,1
FZT 300x65	430	6,8	2,7k	120	330	449	92	80	2,4
FZT 400x65	600	10	1,8k	120	430	549	92	80	2,9
FZT 500x65	800	12	1,5k	120	530	649	92	80	3,4
FZT 600x65	1000	15	1,0k	120	630	749	92	80	4,1
FZTZ 300x65	860	3,9	1,2k	120	326	449	185	150	4,1
FZTZ 400x65	1200	5,6	1,0k	120	426	549	185	150	4,9
FZTZ 500x65	1600	6,8	680	120	526	649	185	150	5,8
FZTZ 600x65	2000	8,2	560	120	626	749	185	150	6,8
FZDT 300x65	1300	2,7	820	120	326	449	275	240	6,1
FZDT 400x65	1800	3,3	560	120	426	549	275	240	7,1
FZDT 500x65	2400	4,7	470	120	526	649	275	240	8,1
FZDT 600x65	3000	5,6	390	120	626	749	275	240	9,4
FZVT 400x65	2400	4,7	470	210	426	549	185	150	9,2
FZVT 500x65	3200	5,6	330	210	526	649	185	150	11,0
FZVT 600x65	4000	8,2	270	210	626	749	185	150	13,0
FZFT 400x65	3000	5,6	390	210	426	549	266	240	11,6
FZFT 500x65	4000	8,2	270	210	526	649	266	240	13,6
FZFT 600x65	5000	10	180	210	626	749	266	240	16,1
FZST 400x65	3600	6,8	330	210	426	549	266	240	13,6
FZST 500x65	4800	10	220	210	526	649	266	240	15,6
FZST 600x65	6000	12	180	210	626	749	266	240	18,6



11M0117 (up to 13 A) / 11M0039 (up to 24 A)