

### Features:

- Isolated mounting base 2500V~
- Pressure contact technology with  
I Increased power cycling capability
- Space and weight savings

### Typical Applications

- Inverter
- Inductive heating
- Chopper

$I_o$	<b>100 A</b>
$V_{RRM}$	<b>600~1800 V</b>
$I_{FSM}$	<b><math>1.2 A \times 10^3</math></b>
$I^2t$	<b><math>7.2 A^2 S \cdot 10^3</math></b>



SYMBOL	CHARACTERISTIC	TEST CONDITIONS	T <sub>j</sub> (°C)	VALUE			UNIT
				Min	Type	Max	
$I_o$	DC output current	Three-phase full wave rectifying circuit, T <sub>C</sub> =100°C	150			100	A
$V_{RRM}$	Repetitive peak reverse voltage	$V_{RRM} t_p=10ms$ $V_{RSM}= V_{RRM}+100V$	150	600		1800	V
$I_{RRM}$	Repetitive peak current	at $V_{RRM}$	150			8	mA
$I_{FSM}$	Surge forward current	10ms half sine wave	150			1.2	KA
$I^2t$	$I^2T$ for fusing coordination	$V_R=0.6V_{RRM}$				7.2	$A^2s \cdot 10^3$
$V_{FO}$	Threshold voltage		150			0.8	V
$r_F$	Forward slop resistance					4.5	mΩ
$V_{FM}$	Peak forward voltage	$I_{FM}=100A$	25			1.30	V
$R_{th(j-c)}$	Thermal resistance Junction to case	Single side cooled				0.20	°C /W
$R_{th(c-h)}$	Thermal resistance case to heatsink	Single side cooled				0.15	°C /W
$V_{iso}$	Isolation voltage	50Hz,R.M.S,t=1min, $I_{iso}: 1mA(max)$		2500			V
$F_m$	Terminal connection torque(M5)				4		N·m
	Mounting torque(M6)				6		N·m
$T_{stg}$	Stored temperature			-40		125	°C
$W_t$	Weight				200		g
Outline	220H5/218H5/219H5/232H5						

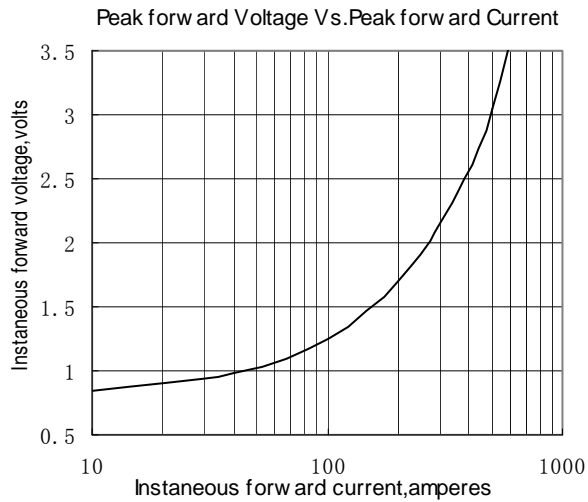


Fig.1

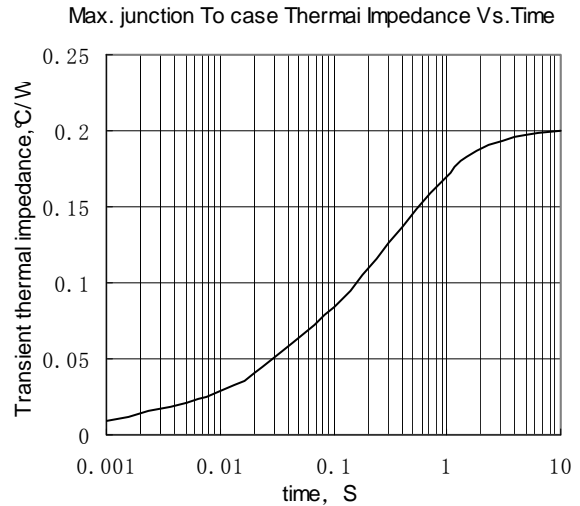


Fig.2

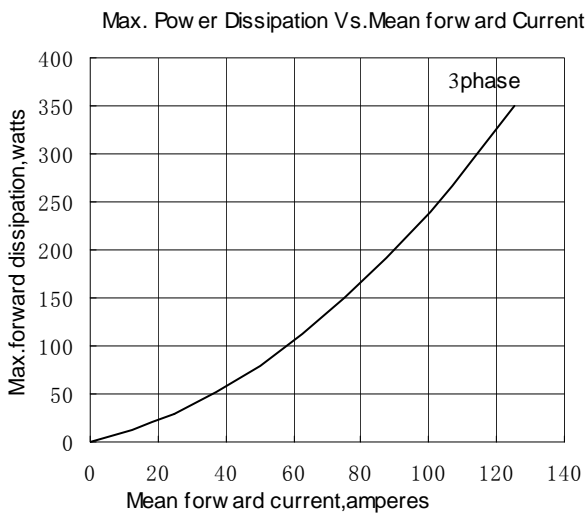


Fig.3

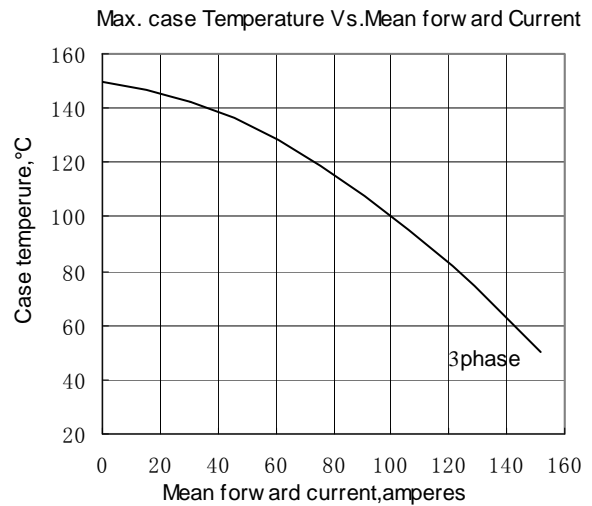


Fig.4

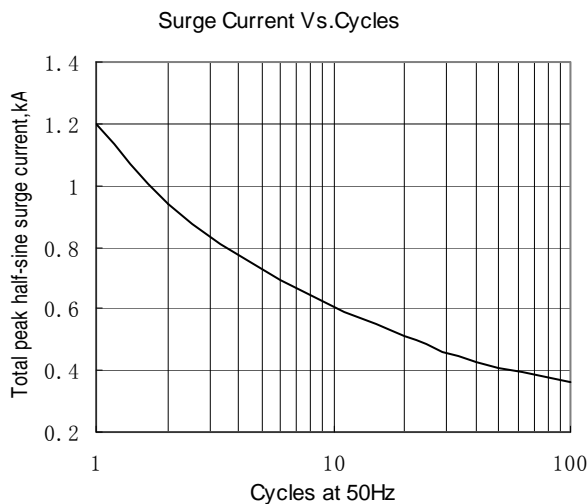


Fig.5

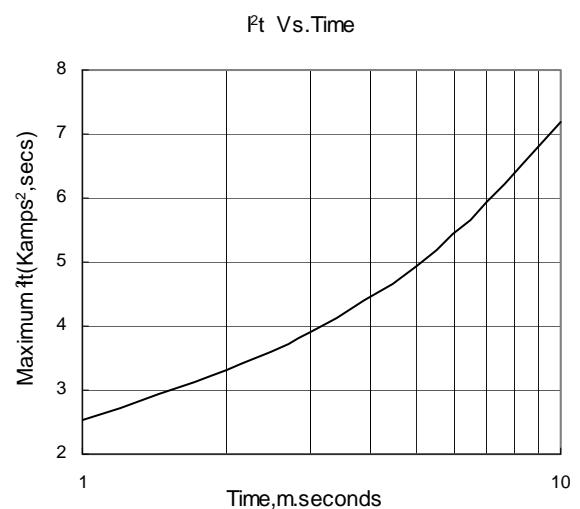


Fig.6

Outline:

