

### Features:

- Isolated mounting base 2500V~
- Pressure contact technology with  
Increased power cycling capability
- Space and weight savings

### Typical Applications

- AC/DC Motor drives
- Various rectifiers
- DC supply for PWM inverter

$I_{T(AV)}$	<b>182A</b>
$V_{RRM}$	<b>600~1800V</b>
$I_{TSM}$	<b><math>6.4 A \times 10^3</math></b>
$I^2t$	<b><math>205A^2 S \times 10^3</math></b>



SYMBOL	CHARACTERISTIC	TEST CONDITIONS	$T_j(^{\circ}C)$	VALUE			UNIT
				Min	Type	Max	
$I_{F(AV)}$	Mean forward current	180° half sine wave 50Hz Single side cooled, $T_C=100^{\circ}C$	150			182	
$I_{F(RMS)}$	RMS forward current		150			286	
$V_{RRM}$	Repetitive peak reverse voltage	$V_{RRM} tp=10ms$ $V_{RSM}=V_{RRM}+100V$	150	600		1800	V
$I_{RRM}$	Repetitive peak current	at $V_{RRM}$	150			12	mA
$I_{FSM}$	Surge forward current	10ms half sine wave	150			6.4	KA
$I^2t$	$I^2T$ for fusing coordination	$V_R=0.6V_{RRM}$				205	$A^2s \times 10^3$
$V_{FO}$	Threshold voltage		150			0.80	V
$r_F$	Forward slop resistance					0.96	mΩ
$V_{FM}$	Peak forward voltage	$I_{FM}=550A$	25			1.43	V
$R_{th(j-c)}$	Thermal resistance Junction to case	At 180° sine: Single side cooled				0.220	°C /W
$R_{th(c-h)}$	Thermal resistance case to heatsink	At 180° sine: Single side cooled				0.08	°C /W
$V_{iso}$	Isolation voltage	50Hz, R.M.S, t=1min, $I_{iso}:1mA(max)$		2500			V
$F_m$	Terminal connection torque(M6)				6		N-m
	Mounting torque(M6)				6		N-m
$T_{stg}$	Stored temperature			-40		125	°C
$W_t$	Weight				320		g
Outline	231F3/216F3						

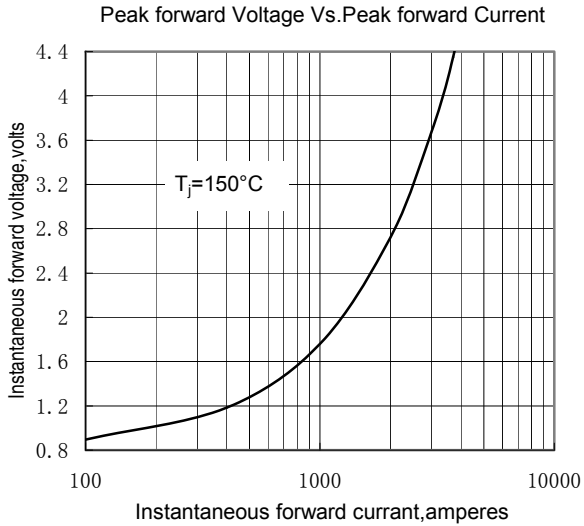


Fig.1

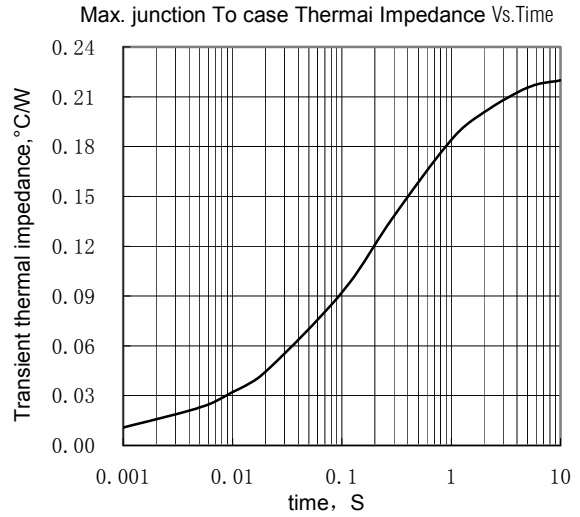


Fig.2

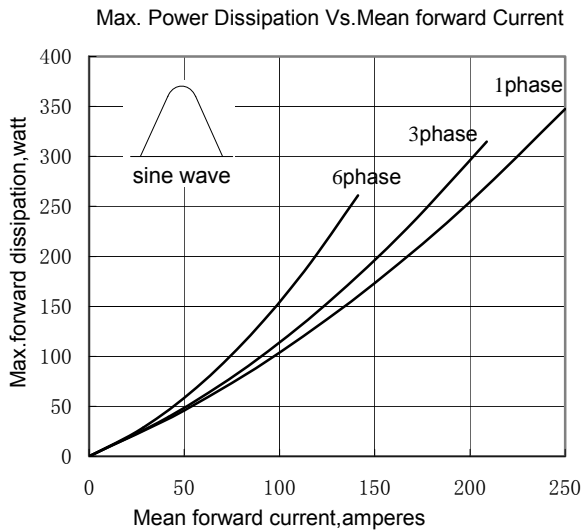


Fig.3

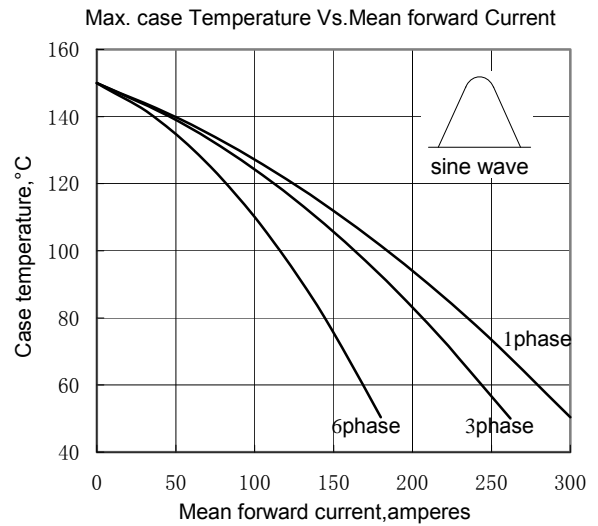


Fig.4

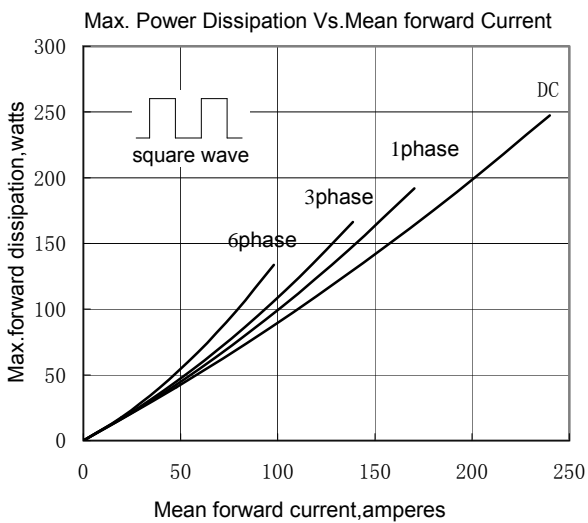


Fig.5

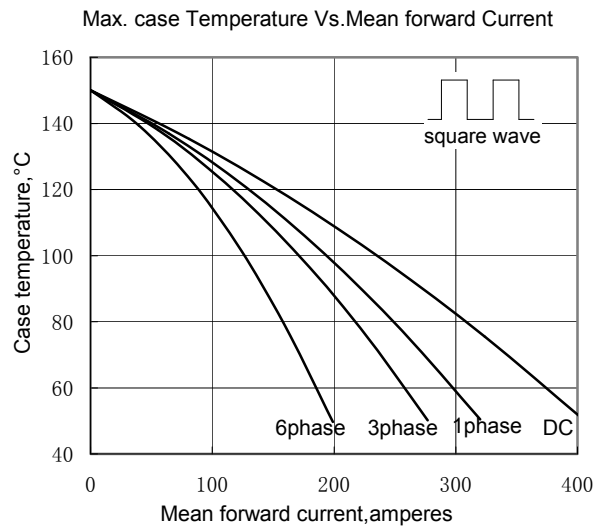
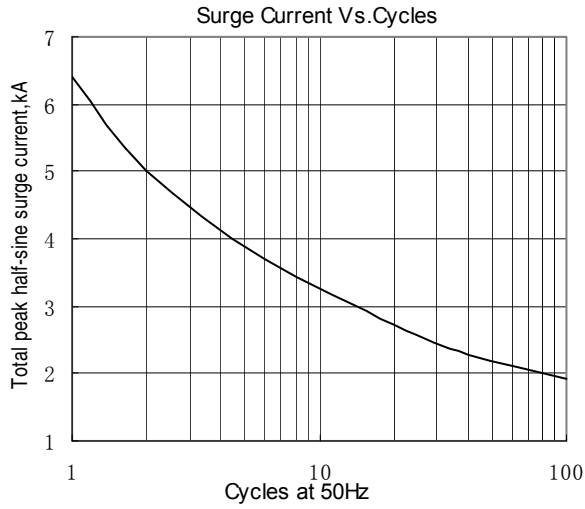
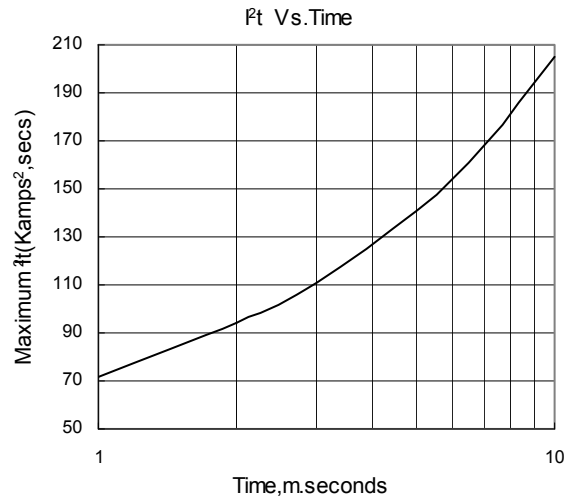


Fig.6



**Fig.7**



**Fig.8**

**Outline:**

