

### Features:

- Isolated mounting base 2500V~
- Pressure contact technology with Increased power cycling capability
- Space and weight savings

### Typical Applications

- AC/DC Motor drives
- Various rectifiers
- DC supply for PWM inverter

$I_{F(AV)}$	26A
$V_{RRM}$	600~1800V
$I_{FSM}$	$0.65A \times 10^3$
$I^2t$	$2.1A^2 \cdot s \cdot 10^3$



SYMBOL	CHARACTERISTIC	TEST CONDITIONS	$T_j(^{\circ}C)$	VALUE			UNIT
				Min	Type	Max	
$I_{F(AV)}$	Mean forward current	180° half sine wave 50Hz Single side cooled, $T_c=100^{\circ}C$	150			26	A
$I_{F(RMS)}$	RMS forward current		150			41	A
$V_{RRM}$	Repetitive peak reverse voltage	$V_{RRM}$ tp=10ms $V_{RSM} = V_{RRM} + 100V$	150	600		1800	V
$I_{RRM}$	Repetitive peak current	at $V_{RRM}$	150			8	mA
$I_{FSM}$	Surge forward current	10ms half sine wave	150			0.65	KA
$I^2t$	$I^2T$ for fusing coordination	$V_R=0.6V_{RRM}$				2.1	$A^2s \cdot 10^3$
$V_{FO}$	Threshold voltage		150			0.80	V
$r_F$	Forward slop resistance					6.80	mΩ
$V_{FM}$	Peak forward voltage	$I_{FM}=80A$	25			1.65	V
$R_{th(j-c)}$	Thermal resistance Junction to case	At 180° sine: Single side cooled				1.300	$^{\circ}C/W$
$R_{th(c-h)}$	Thermal resistance case to heatsink	At 180° sine: Single side cooled				0.2	$^{\circ}C/W$
$V_{iso}$	Isolation voltage	50Hz, R.M.S, t=1min, $I_{iso}: 1mA(max)$		2500			V
$F_m$	Terminal connection torque(M5)				4.0		N·m
	Mounting torque(M6)				6.0		N·m
$T_{stg}$	Stored temperature			-40		125	$^{\circ}C$
$W_t$	Weight				175		g
Outline	224H3/215F3/223F3						

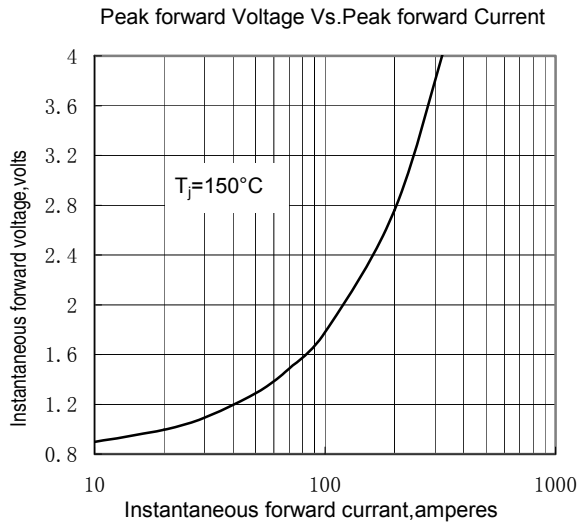


Fig.1

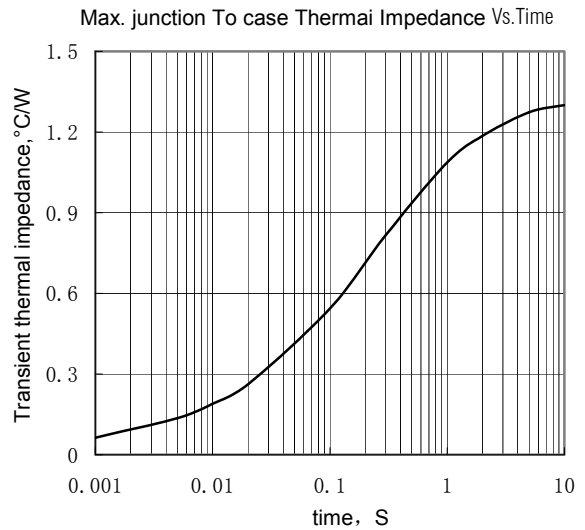


Fig.2

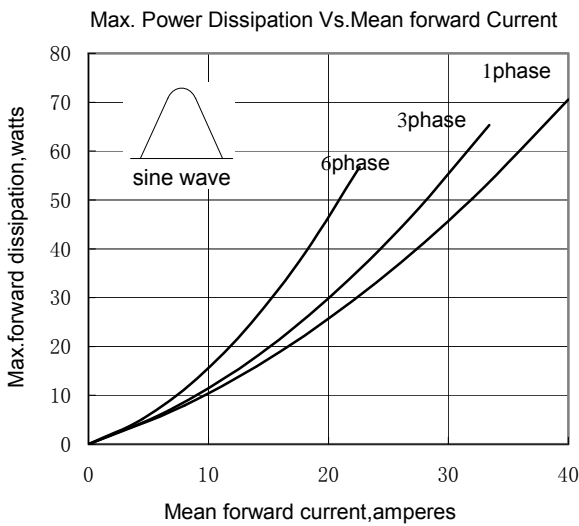


Fig.3

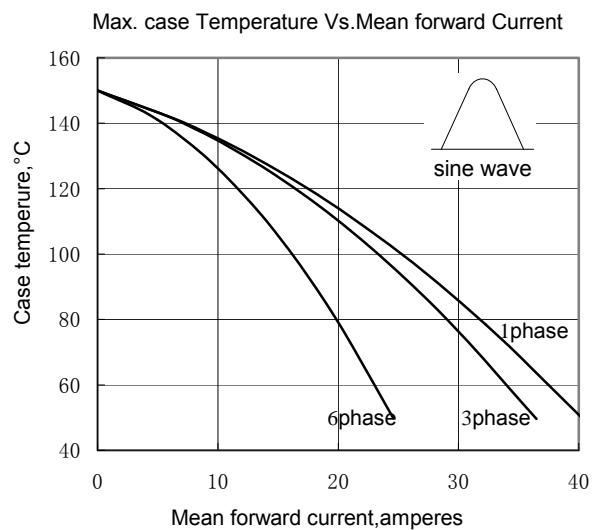


Fig.4

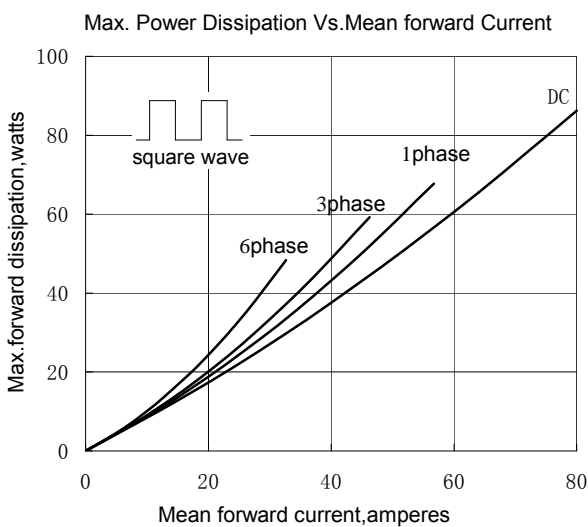


Fig.5

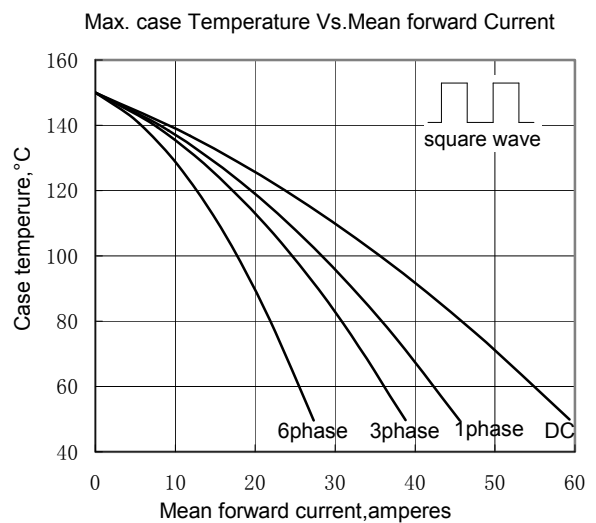
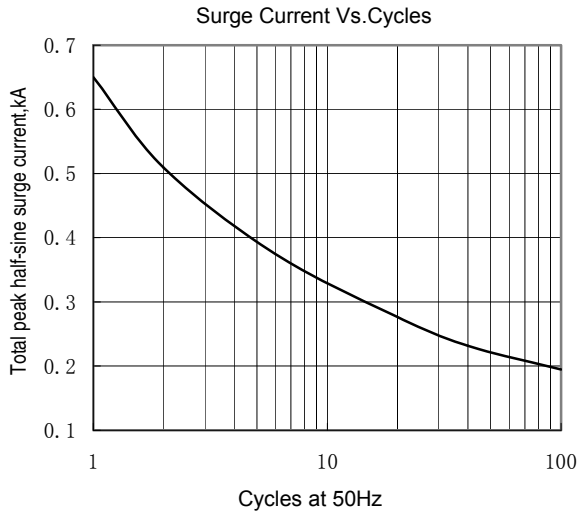
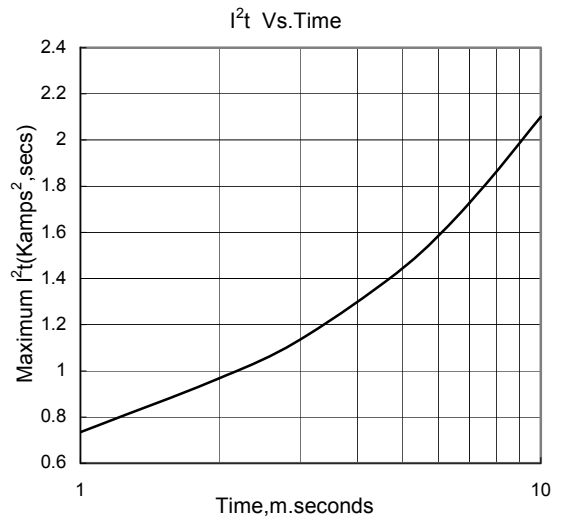


Fig.6



**Fig.7**



**Fig.8**

**Outline:**

