

Features:

- Isolated mounting base 2500V~
- Pressure contact technology with Increased power cycling capability
- Space and weight savings

Typical Applications:

- AC/DC Motor drives
- Various rectifiers
- DC supply for PWM inverter

$I_{T(AV)}$ **800A**
 V_{DRM}/V_{RRM} **600~1800V**
 I_{TSM} **22 KA**
 I^2t **2420 10³A²S**



| SYMBOL | CHARACTERISTIC | TEST CONDITIONS | T _j (°C) | VALUE | | | UNIT |
|------------------------|--|---|---------------------|-------|------|-------|----------------------------------|
| | | | | Min | Type | Max | |
| $I_{T(AV)}$ | Mean on-state current | 180° half sine wave 50Hz Single side cooled, T _c =85°C | 125 | | | 800 | A |
| $I_{T(RMS)}$ | RMS on-state current | | 125 | | | 1256 | A |
| V_{DRM} V_{RRM} | Repetitive peak off-state voltage Repetitive peak reverse voltage | $V_{DRM} & V_{RRM}$ tp=10ms $V_{DSM} & V_{RSM} = V_{DRM} & V_{RRM} + 100V$ | 125 | 600 | | 1800 | V |
| I_{DRM} I_{RRM} | Repetitive peak current | $V_{DM} = V_{DRM}$ $V_{RM} = V_{RRM}$ | 125 | | | 45 | mA |
| I_{TSM} | Surge on-state current | 10ms half sine wave | 125 | | | 22.0 | KA |
| I^2t | I ² T for fusing coordination | $V_R = 0.6V_{RRM}$ | | | | 2420 | A ² s*10 ³ |
| V_{TO} | Threshold voltage | | 125 | | | 0.80 | V |
| r_T | On-state slop resistance | | | | | 0.20 | mΩ |
| V_{TM} | Peak on-state voltage | $I_{TM} = 2400A$ | 25 | | | 1.86 | V |
| dv/dt | Critical rate of rise of off-state voltage | $V_{DM} = 67\%V_{DRM}$ | 125 | | | 800 | V/μs |
| di/dt | Critical rate of rise of on-state current | $I_{TM} = 1600A$, Gate source 1.5A t _r ≤ 0.5μs Repetitive | 125 | | | 100 | A/μs |
| I_{GT} | Gate trigger current | | | 30 | | 200 | mA |
| V_{GT} | Gate trigger voltage | $V_A = 12V, I_A = 1A$ | 25 | 1.0 | | 3.0 | V |
| I_H | Holding current | | | 20 | | 200 | mA |
| V_{GD} | Non-trigger gate voltage | $V_{DM} = 67\%V_{DRM}$ | 125 | 0.2 | | | V |
| $R_{th(j-c)}$ | Thermal resistance Junction to case | Single side cooled | | | | 0.042 | °C /W |
| $R_{th(c-h)}$ | Thermal resistance case to heatsink | Single side cooled | | | | 0.020 | °C /W |
| V_{iso} | Isolation voltage | 50Hz, R.M.S, t=1min, I _{iso} : 1mA(MAX) | | 2500 | | | V |
| F_m | Thermal connection torque(M12) | | | | 12 | | N·m |
| | Mounting torque(M8) | | | | 8 | | N·m |
| T_{stg} | Stored temperature | | | -40 | | 125 | °C |
| W_t | Weight | | | | 3500 | | g |
| Outline | 410F3/432F2 | | | | | | |

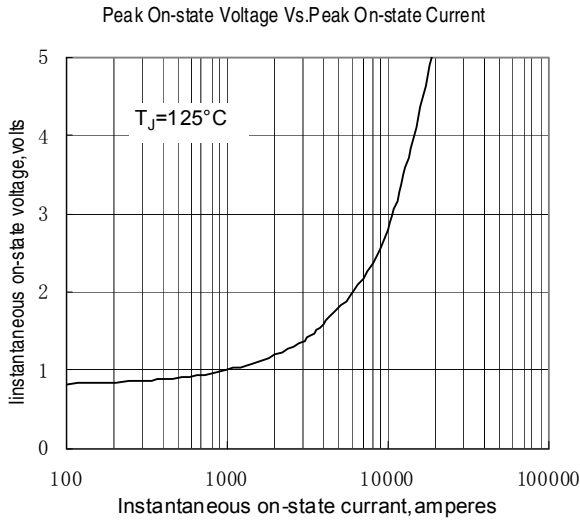


Fig.1

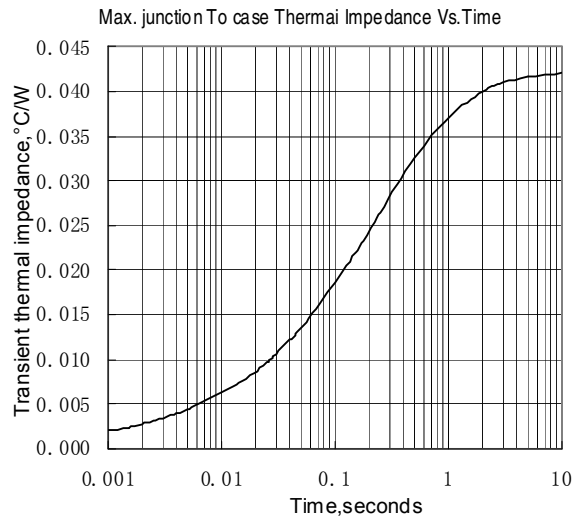


Fig.2

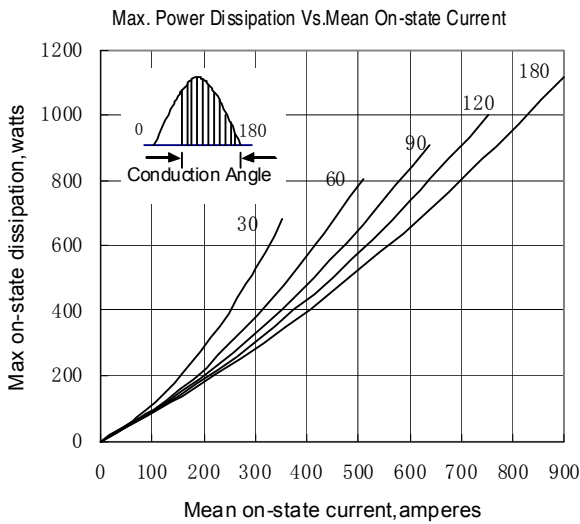


Fig.3

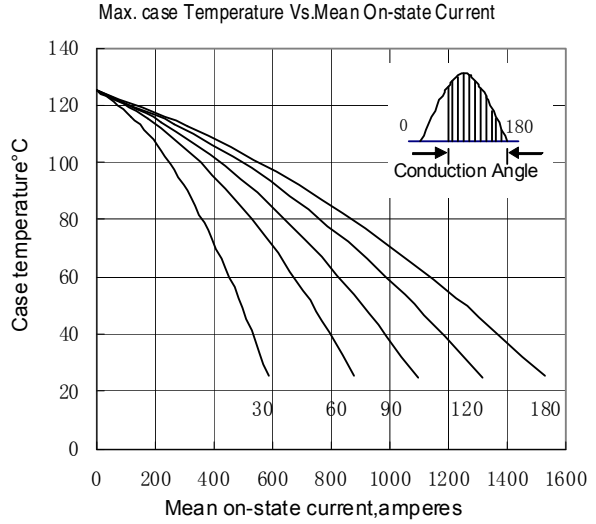


Fig.4

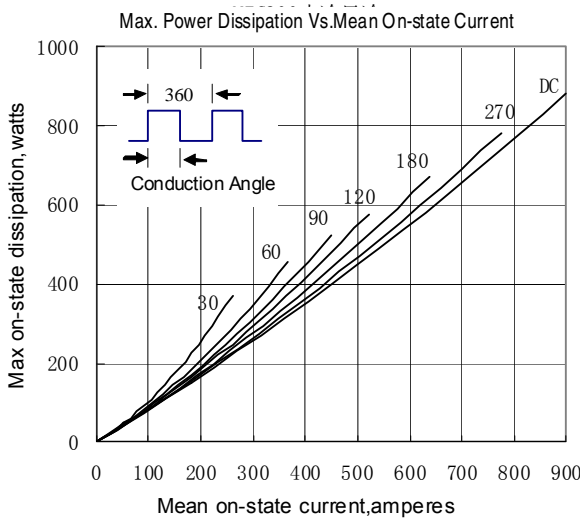


Fig.5

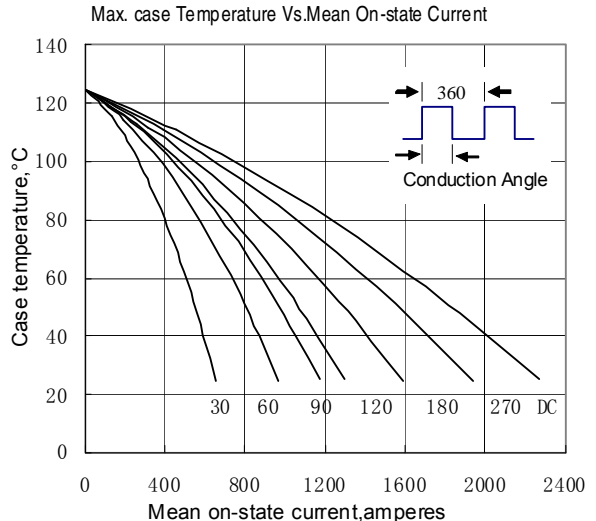


Fig.6

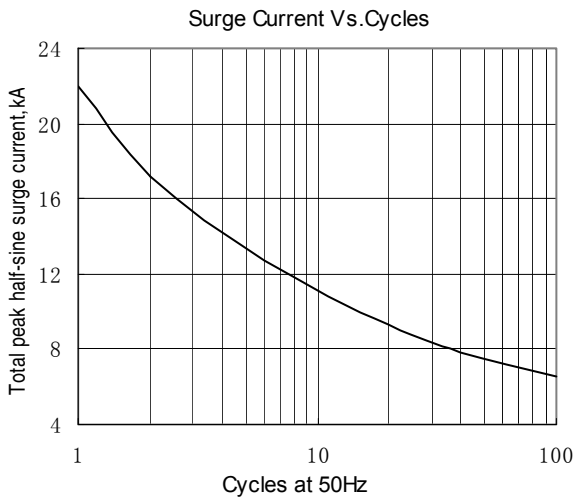


Fig.7

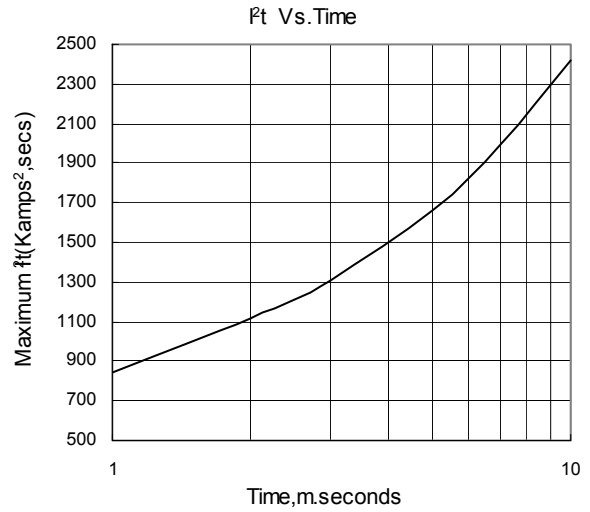


Fig.8

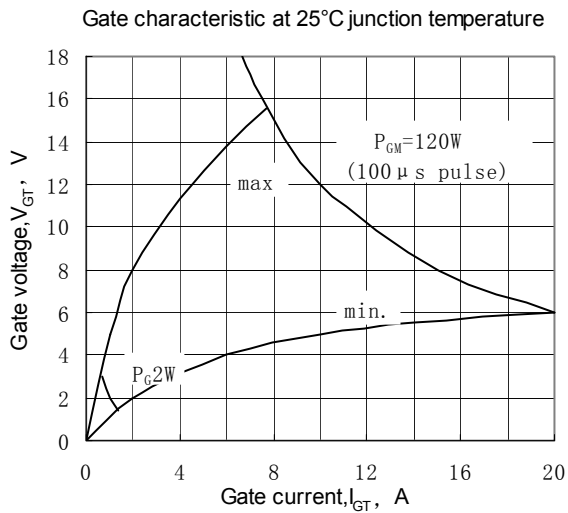


Fig.9

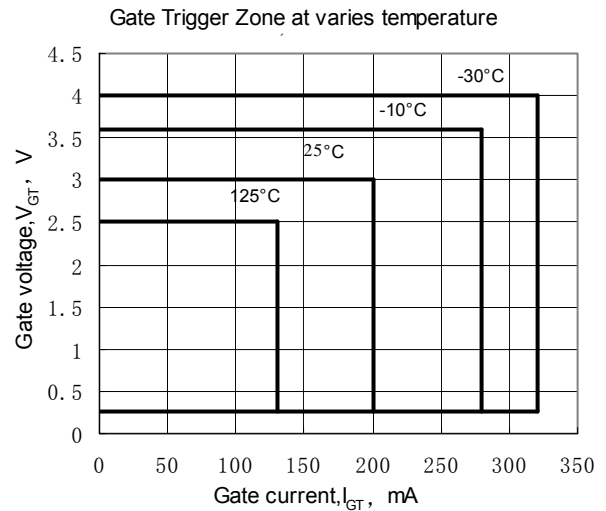


Fig.10

Outline:

