

Features:

- Interdigitated amplifying gates
- Fast turn-on and high di/dt
- Low switching losses
- Short turn-off time
- Hermetic metal cases with ceramic insulators

Typical Applications

- Inductive heating
- Electronic welders
- Self-commutated inverters
- AC motor speed control
- General power switching applications

$I_{T(AV)}$ **580A**
 V_{DRM}/V_{RRM} **800~1200V**
 t_q **10~20μs**
 I_{TSM} **5.4kA**



SYMBOL	CHARACTERISTIC	TEST CONDITIONS	T _j (°C)	VALUE			UNIT
				Min	Type	Max	
I _{T(AV)}	Mean on-state current	180° half sine wave 50Hz Double side cooled,	125			580	A
						390	
V _{DRM} V _{RRM}	Repetitive peak off-state voltage Repetitive peak reverse voltage	V _{DRM} &V _{RRM} , tp=10ms V _D & V _{RSM} = V _{DRM} & V _{RRM} + 100V	125	800		1200	V
I _{DRM} I _{RRM}	Repetitive peak off-state current Repetitive peak reverse current	V _D = V _{DRM} V _R = V _{RRM}	125			30	mA
I _{TSM}	Surge on-state current	10ms half sine wave V _R = 0.6V _{RRM}	125			5.4	kA
I ² t	I ² T for fusing coordination					146	A ² s*10 ³
V _{TO}	Threshold voltage		125			1.45	V
r _T	On-state slop resistance					0.85	mΩ
V _{TM}	Peak on-state voltage	I _{TM} = 1000A, F = 7.0kN	125			2.30	V
dv/dt	Critical rate of rise of off-state voltage	V _{DM} = 0.67V _{DRM}	125			200	V/μs
di/dt	Critical rate of rise of on-state current	V _{DM} = 67%V _{DRM} to 1000 Gate pulse t _r ≤ 0.5μs I _{GM} = 1.5A	125			1500	A/μs
Q _{rr}	Recovery charge	I _{TM} = 500A, tp = 2000μs, di/dt = -60A/μs, V _R = 50V	125		25	50	μC
t _q	Circuit commutated turn-off time	I _{TM} = 500A, tp = 1000μs, V _R = 50V dv/dt = 30V/μs, di/dt = -20A/μs	125	10		20	μs
I _{GT}	Gate trigger current		125	30		200	mA
V _{GT}	Gate trigger voltage	V _A = 12V, I _A = 1A		0.8		2.5	V
I _H	Holding current			20		250	mA
V _{GD}	Non-trigger gate voltage	V _{DM} = 67%V _{DRM}	125	0.3			V
R _{th(j-c)}	Thermal resistance Junction to case	At 180° sine: double side cooled Clamping force 7.0kN				0.045	°C/W
R _{th(c-h)}	Thermal resistance case to heat sink					0.010	
F _m	Mounting force			5.3		10	kN
T _{stg}	Stored temperature			-40		140	°C
W _t	Weight					80	g
Outline	KT25aT						

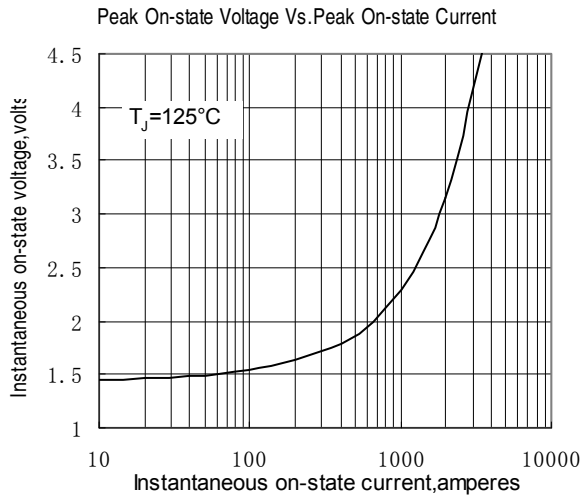


Fig.1

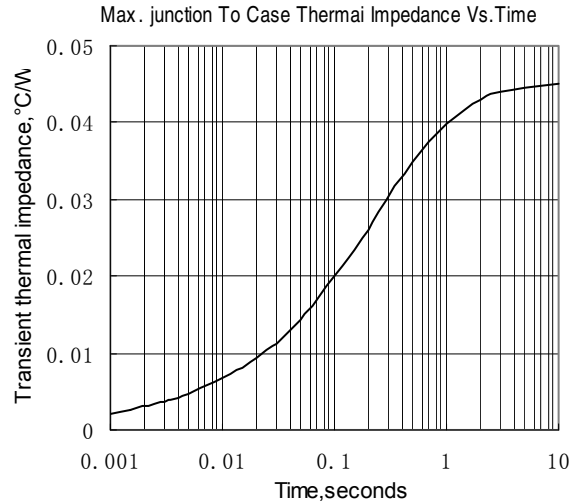


Fig.2

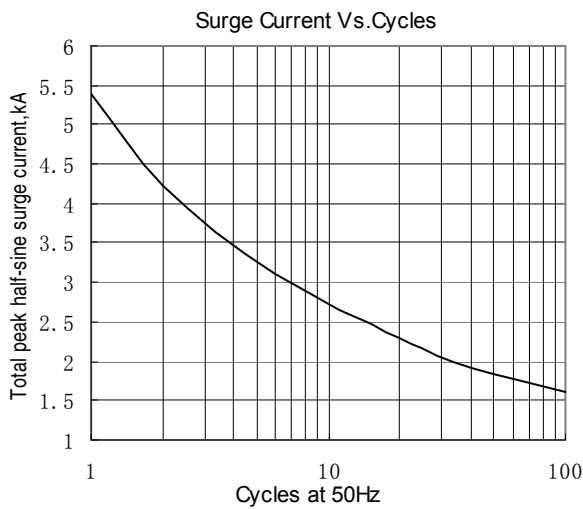


Fig.3

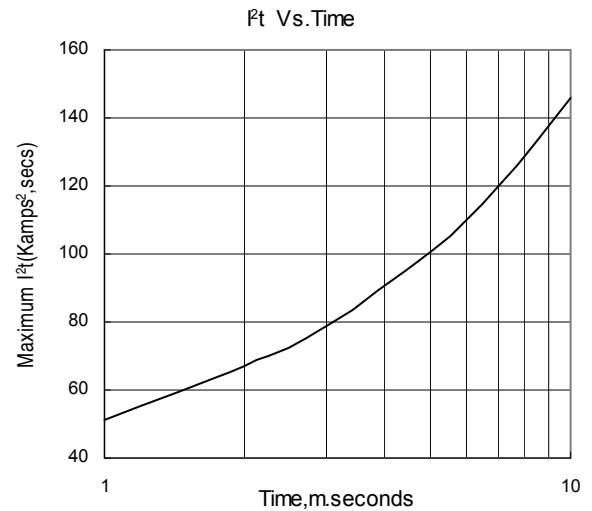


Fig.4

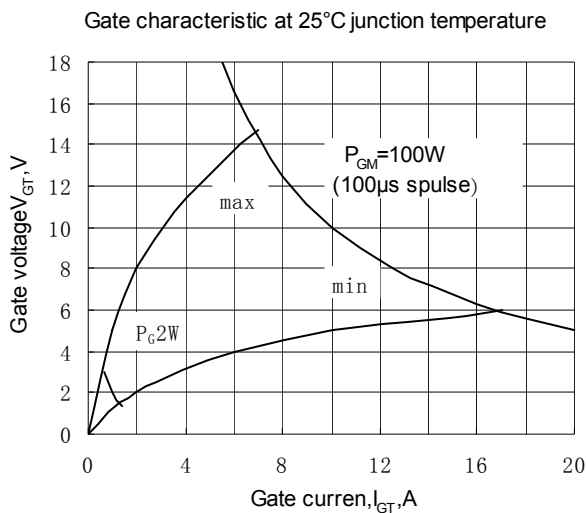


Fig.5

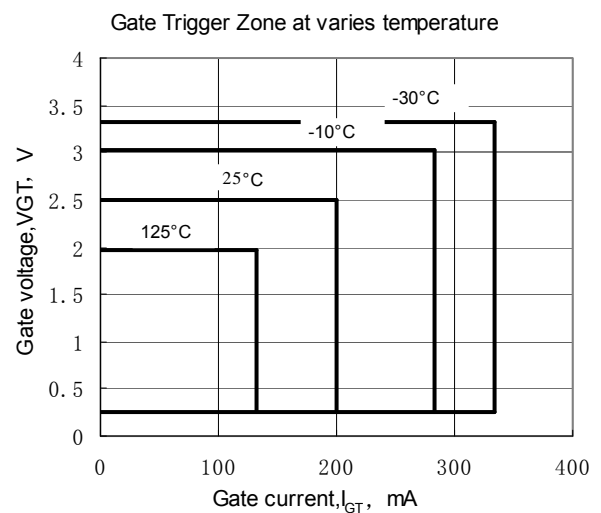


Fig.6

Outline:

