

### Features

- Center amplifying gate
- Metal case with ceramic insulator
- Low on-state and switching losses

### Typical Applications

- AC controllers
- DC and AC motor control
- Controlled rectifiers

$I_{T(AV)}$       **2110 A**  
 $V_{DRM}/V_{RRM}$     **3100-4200V**  
 $I_{TSM}$             **27 kA**  
 $I^2t$                 **3645 10<sup>3</sup>A<sup>2</sup>S**



SYMBOL	CHARACTERISTIC	TEST CONDITIONS	T <sub>J</sub> (°C)	VALUE			UNIT
				Min	Type	Max	
I <sub>T(AV)</sub>	Mean on-state current	180° half sine wave 50Hz Double side cooled,	125			2460	A
						2110	
V <sub>DRM</sub> V <sub>RRM</sub>	Repetitive peak off-state voltage Repetitive peak reverse voltage	V <sub>DRM</sub> &V <sub>RRM</sub> tp=10ms V <sub>DSM</sub> &V <sub>RSM</sub> = V <sub>DRM</sub> &V <sub>RRM</sub> +100V	125	3100		4200	V
I <sub>DRM</sub> I <sub>RRM</sub>	Repetitive peak current	V <sub>DM</sub> = V <sub>DRM</sub> V <sub>RM</sub> = V <sub>RRM</sub>	125			200	mA
I <sub>TSM</sub>	Surge on-state current	10ms half sine wave	125			27	kA
I <sup>2</sup> t	I <sup>2</sup> T for fusing coordination	V <sub>R</sub> =0.6V <sub>RRM</sub>				3645	A <sup>2</sup> s*10 <sup>3</sup>
V <sub>TO</sub>	Threshold voltage		125			1.15	V
r <sub>T</sub>	On-state slop resistance					0.28	mΩ
V <sub>TM</sub>	Peak on-state voltage	I <sub>TM</sub> =3000A, F=40kN	125			1.99	V
dv/dt	Critical rate of rise of off-state voltage	V <sub>DM</sub> =0.67V <sub>DRM</sub>	125			1000	V/μs
di/dt	Critical rate of rise of on-state current	V <sub>DM</sub> = 67%V <sub>DRM</sub> to 2500A, Gate pulse t <sub>r</sub> ≤0.5μs I <sub>GM</sub> =1.5A	125			250	A/μs
Q <sub>rr</sub>	Recovery charge	I <sub>TM</sub> =2000A, tp=2000μs, di/dt=-20A/μs, V <sub>R</sub> =50V	125		3000		μC
I <sub>GT</sub>	Gate trigger current	V <sub>A</sub> =12V, I <sub>A</sub> =1A	25	40		300	mA
V <sub>GT</sub>	Gate trigger voltage			0.8		3.0	V
I <sub>H</sub>	Holding current			20		300	mA
V <sub>GD</sub>	Non-trigger gate voltage	V <sub>DM</sub> =67%V <sub>DRM</sub>	125	0.3			V
R <sub>th(j-c)</sub>	Thermal resistance Junction to case	At 180° sine double side cooled Clamping force 40.0kN				0.010	°C /W
R <sub>th(c-h)</sub>	Thermal resistance case to heatsink					0.003	
F <sub>m</sub>	Mounting force			35		47	kN
T <sub>stg</sub>	Stored temperature			-40		140	°C
W <sub>t</sub>	Weight				1100		g
Outline	KT73cT						

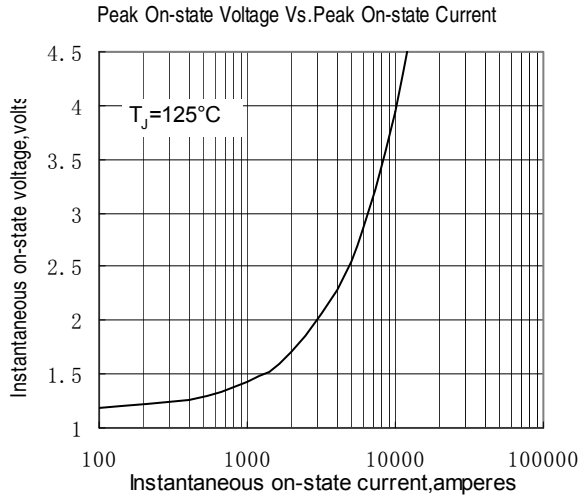


Fig.1

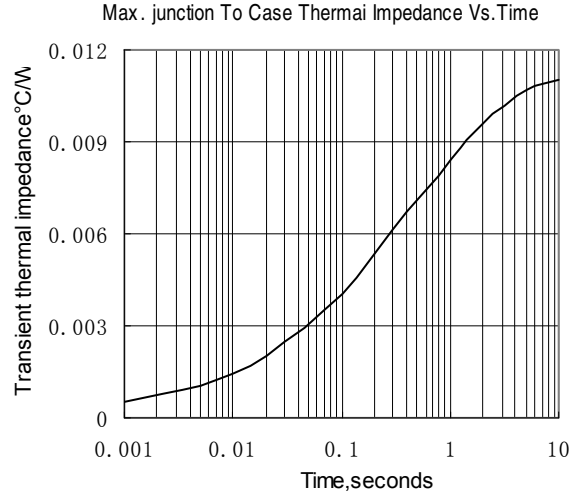


Fig.2

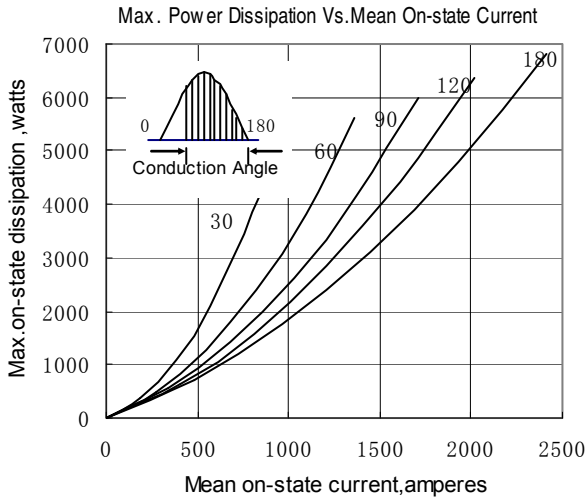


Fig.3

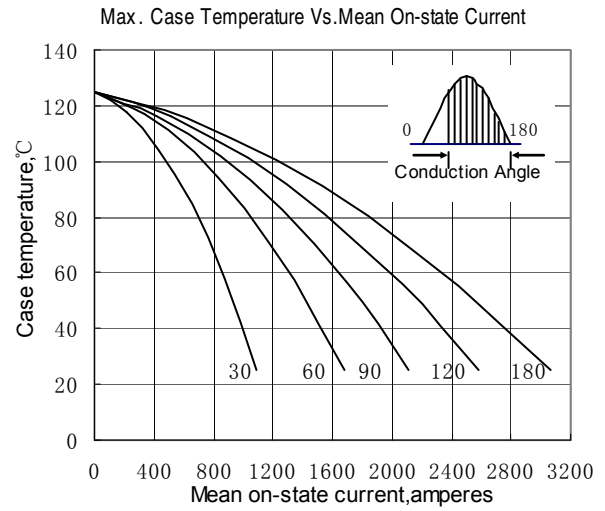


Fig.4

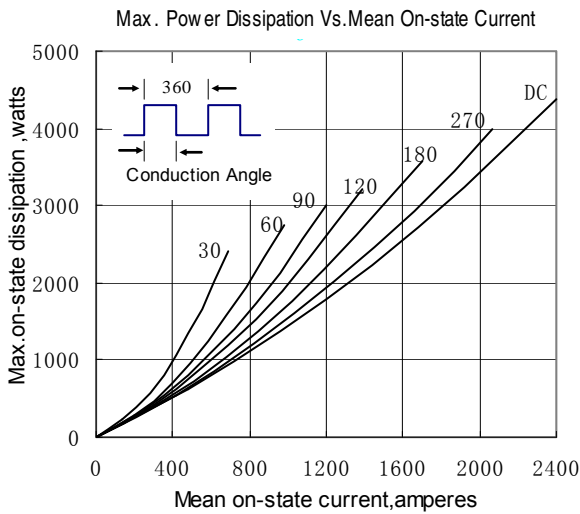


Fig.5

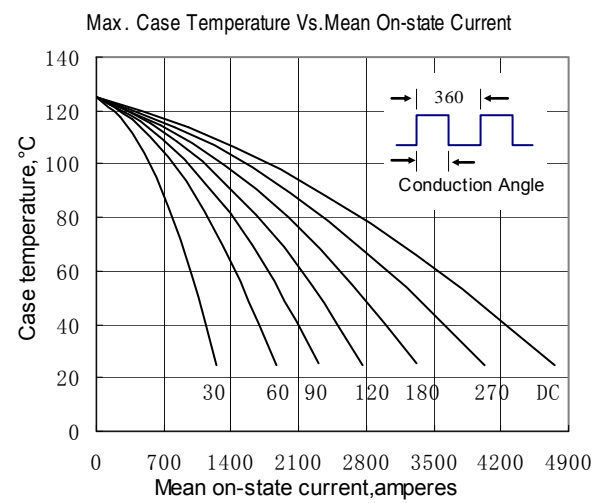


Fig.6

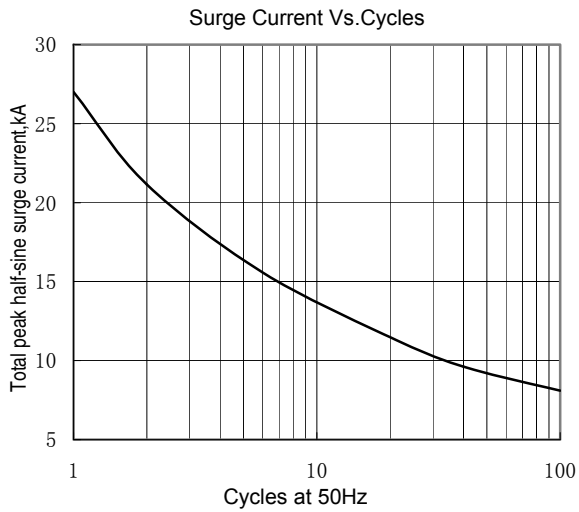


Fig.7

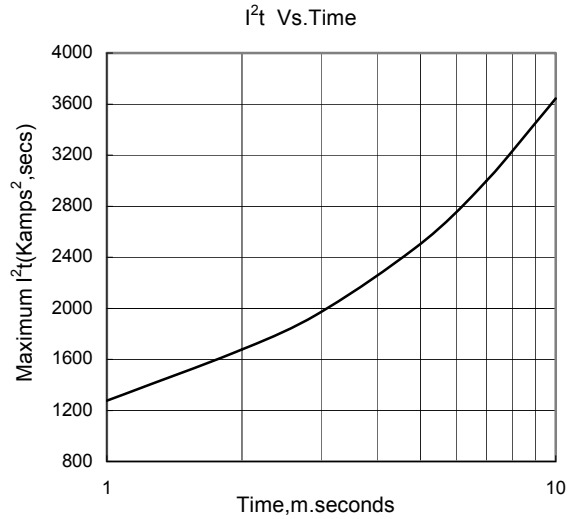


Fig.8

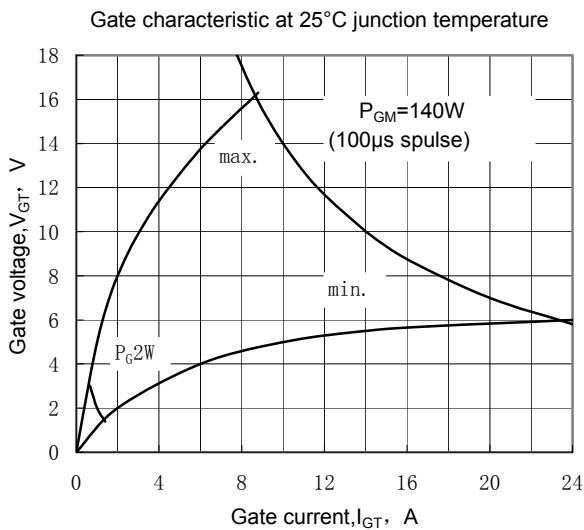


Fig.9

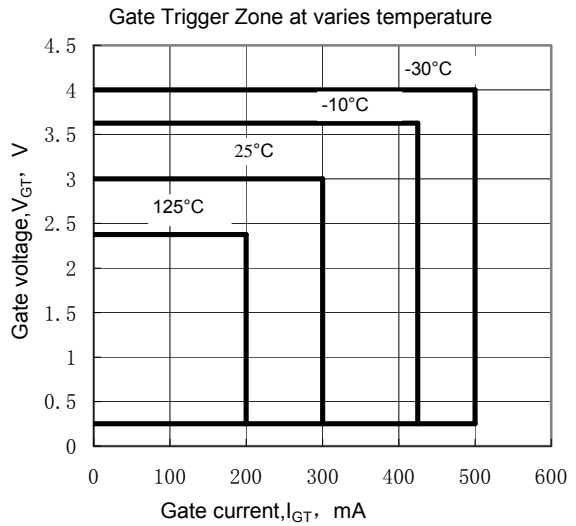


Fig.10

Outline:

