

High Temperature Silicon Carbide Power Bridge Rectifier

Silicon Carbide Schottky Diodes


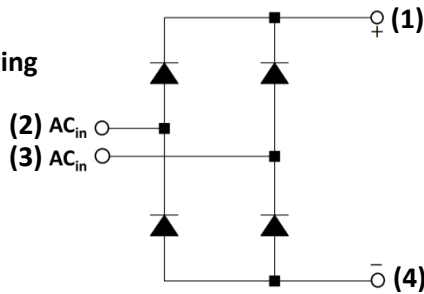
650 V / 10 A / 25 nC

FEATURES

- High temperature: $T_{c(max)} = 225\text{ }^{\circ}\text{C}$, $T_{j(max)} = 225\text{ }^{\circ}\text{C}$
- AS9100:Rev. C-certified manufacturing, traceable throughout value chain
- Near zero forward and reverse recovery
- Extremely fast switching
- High system efficiency
- Hermetic seal; flux free, void free packaging
- Backside isolation
- High reliability

APPLICATIONS

- Downhole tools
- High efficiency converters
- Motor drives
- Aerospace: Military & Commercial
- Smart grid/grid-tie distributed generation



Absolute Maximum Ratings¹ (at $T_j = 25\text{ }^{\circ}\text{C}$ unless otherwise stated)

Symbol	Parameter	Condition(s)	Value	Units
V_{RRM}	Repetitive peak reverse voltage		650	V
V_{DC}	DC blocking voltage		650	
I_F	Average forward current	$T_j = 175\text{ }^{\circ}\text{C}$	10	A
I_{FRM}	Repetitive peak forward surge current	$T_j = 25\text{ }^{\circ}\text{C}$, $t_p = 10\text{ ms}$, Half Sine Wave, $D=0.3$	67^2	
I_{FSM}	Non-repetitive peak forward surge current	$T_j = 25\text{ }^{\circ}\text{C}$, $t_p = 10\text{ }\mu\text{s}$, Pulse	250^2	
P_{tot}	Power dissipation	$T_c = 25\text{ }^{\circ}\text{C}$	133^3	W
		$T_c = 100\text{ }^{\circ}\text{C}$	83^3	
		$T_c = 200\text{ }^{\circ}\text{C}$	17^3	
T_j	Operating junction temperature		-50 to 225	$^{\circ}\text{C}$
T_{stg}	Storage temperature		-50 to 225	

¹ Obtained from Cree, Inc. CPW2-0650-S010B - datasheet

² Assumes thermal resistance of 1.1 $^{\circ}\text{C}/\text{W}$ or less

³ Data obtained through APEI experimentation and/or calculation

SiC Diode Electrical Characteristics ¹						
Symbols	Parameter	Condition(s)	Values			Units
			Min.	Typical	Max.	
$V_{SD} = V_F$	Diode forward voltage	$I_F = 10\text{ A}, T_j = 25\text{ °C}$	-	1.5	1.8	V
		$I_F = 10\text{ A}, T_j = 175\text{ °C}$	-	2.0	2.4	
I_R	Reverse current	$V_R = 650\text{ V}, T_j = 25\text{ °C}$	-	12	60	μA
		$V_R = 650\text{ V}, T_j = 175\text{ °C}$	-	24	220	
Q_C	Total capacitive charge	$V_R = 650\text{ V}, I_F = 10\text{ A}$ $di_F/dt = 500\text{ A}/\mu\text{s}, T_j = 25\text{ °C}$	-	25	-	nC
C	Total capacitance	$V_R = 0\text{ V}, T_j = 25\text{ °C}, f = 1\text{ MHz}$	-	480	-	pF
		$V_R = 200\text{ V}, T_j = 25\text{ °C}, f = 1\text{ MHz}$	-	50	-	
		$V_R = 400\text{ V}, T_j = 25\text{ °C}, f = 1\text{ MHz}$	-	42	-	

Thermal Characteristics (Per Die)						
Symbols	Parameter	Condition(s)	Values			Units
			Min.	Typical	Max.	
$R_{\theta(j-c)}$	Thermal resistance junction-case	Calculated at 200 °C	-	1.9	-	$^{\circ}\text{C}/\text{W}$

Mechanical Characteristics						
Symbols	Parameter	Condition(s)	Values			Units
			Min.	Typical	Max.	
w	Weight		-	10.4	-	g
M_s	Mounting torque	2-56 screw into an Al heat sink	-	3	-	in-lb
		M2 screw into an Al heat sink	-	0.6	-	N-m

TYPICAL PERFORMANCE CURVES

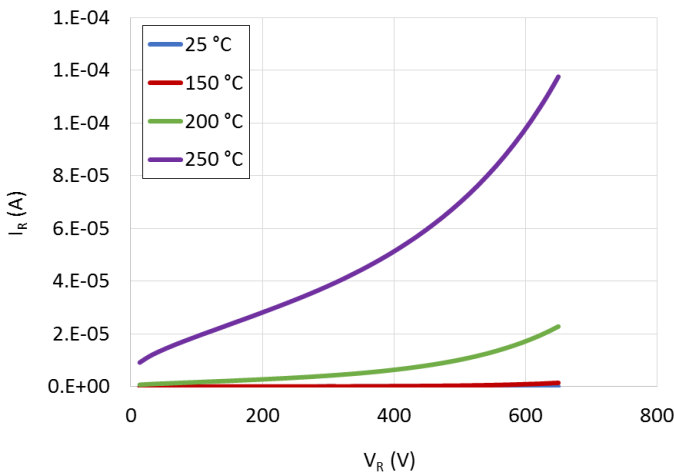


Fig. 1 – Reverse Leakage (2 Diodes in Parallel)

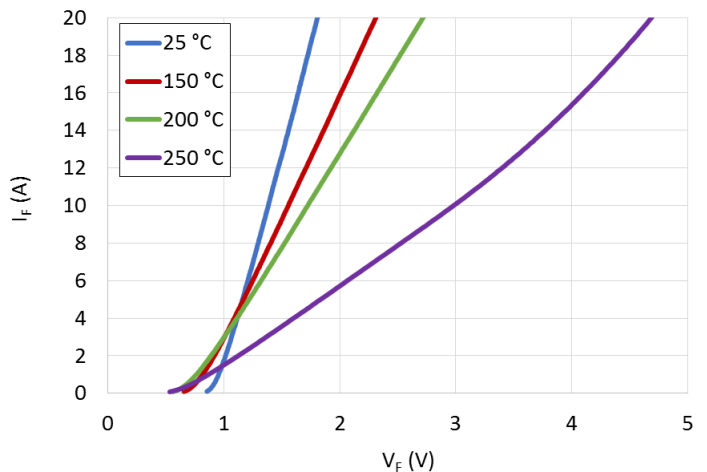
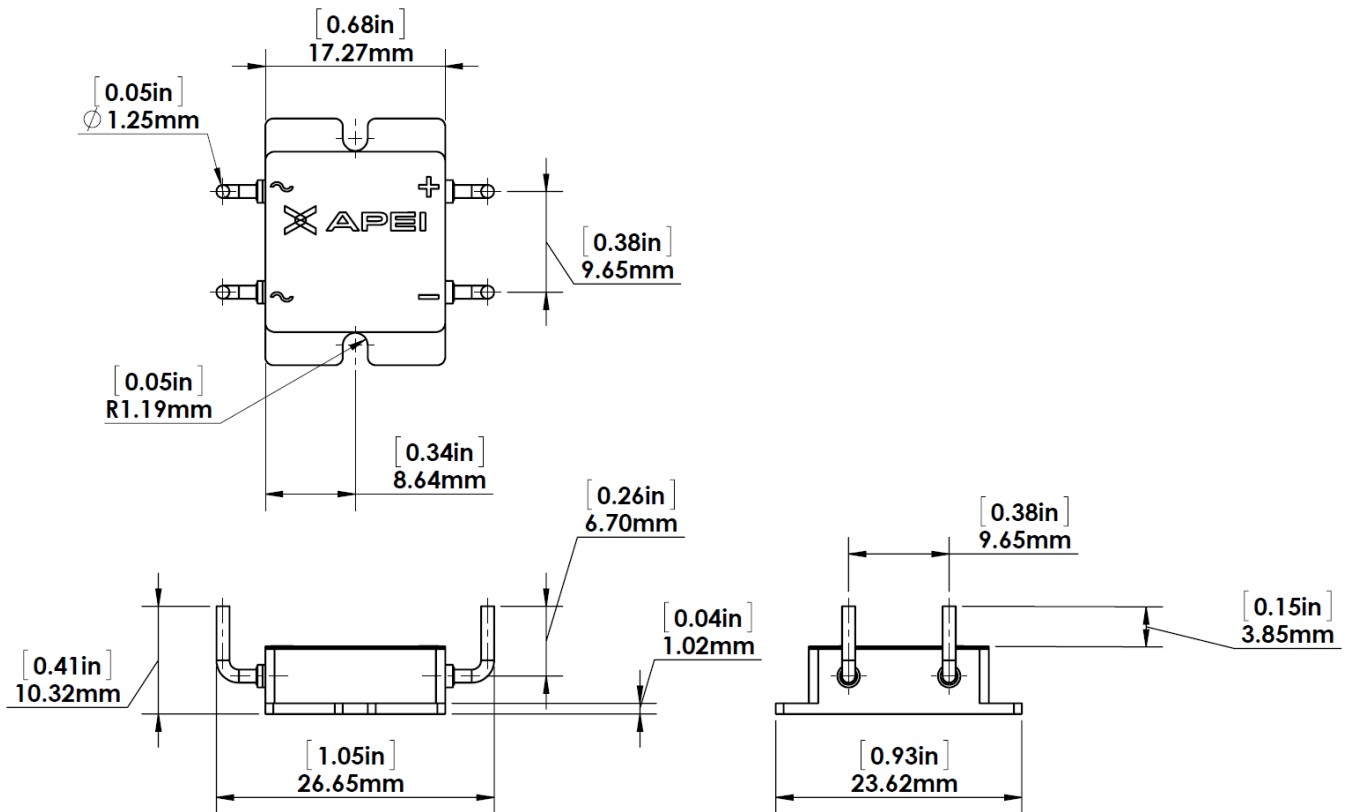


Fig. 2 – Forward Voltage (2 Diodes in Parallel)



PACKAGE DIMENSIONS

DISCLAIMER

ALL PRODUCT, PRODUCT SPECIFICATIONS AND DATA ARE SUBJECT TO CHANGE WITHOUT NOTICE TO IMPROVE RELIABILITY, FUNCTION, DESIGN OR OTHERWISE.

Arkansas Power Electronics International, Inc., its affiliates, agents, and employees, and all persons acting on its or their behalf (collectively, "APEI"), disclaim any and all liability for any errors, inaccuracies or incompleteness contained in any datasheet or in any other disclosure relating to any product.

All product data sheets, product manuals and any other product related documentation, and all APEI products, courtesy samples and services are subject to APEI's Standard Terms and Conditions available online at <http://www.apei.net/termsandconditions.pdf>.

ALL APEI PRODUCTS, PROTOTYPES AND ANY OTHER DEVICES MADE BY APEI SHALL BE TREATED AS ENGINEERING SAMPLES AND AS SUCH APEI DOES NOT ACCEPT ANY PRODUCT LIABILITY, CLAIMS OR DAMAGES OR FUTURE OBLIGATIONS TO SUPPLY. THE CONTENTS DISCLOSED IN ANY DATASHEET AND ALL OF APEI'S PRODUCTS, PROTOTYPES AND OTHER DEVICES SOLD OR PROVIDED BY APEI ARE "AS-IS" WITH NO WARRANTY OF ANY KIND, EITHER EXPRESS OR IMPLIED. APEI DOES NOT WARRANT THAT ITS ENGINEERING SAMPLES ARE FULLY VERIFIED, TESTED, OR WILL OPERATE IN ACCORDANCE WITH ANY DATA SHEET SPECIFICATIONS. APEI DISCLAIMS ANY OBLIGATIONS FOR TECHNICAL SUPPORT AND BUG FIXES. APEI SHALL NOT BE LIABLE FOR ANY DAMAGES, INCLUDING WITHOUT LIMITATION DIRECT, INDIRECT, INCIDENTAL, SPECIAL, RELIANCE, PUNITIVE,





PRELIMINARY

APE HT-0328

STATUTORY OR CONSEQUENTIAL DAMAGES ARISING FROM OR IN CONNECTION WITH THE CONTENTS OF ANY PRODUCT DATASHEET OR THE USE, INSTALLATION, OR IMPLEMENTATION OF ENGINEERING SAMPLES IN ANY MANNER WHATSOEVER, EVEN IF SELLER HAS BEEN ADVISED OF THE POSSIBILITY THEREOF. APEI MAKES NO REPRESENTATION THAT ITS ENGINEERING SAMPLES PROVIDE ANY PARTICULAR FUNCTIONALITY, OR THAT ITS ENGINEERING SAMPLES WILL MEET THE REQUIREMENTS OF A PARTICULAR USER APPLICATION. APEI DOES NOT WARRANT THAT ITS ENGINEERING SAMPLES ARE ERROR-FREE, NOR DOES APEI MAKE ANY OTHER REPRESENTATIONS OR WARRANTIES, WHETHER EXPRESS OR IMPLIED, STATUTORY OR OTHERWISE, INCLUDING WITHOUT LIMITATION, IMPLIED WARRANTIES OF MERCHANTABILITY, FITNESS FOR A PARTICULAR PURPOSE, OR NON-INFRINGEMENT.

APEI'S PRODUCTS AND PROTOTYPES ARE ENGINEERING SAMPLES AND ARE NOT DESIGNED OR INTENDED TO BE FAIL-SAFE, FAULT TOLERANT OR FOR USE IN ANY APPLICATION THAT COULD LEAD TO DEATH, PERSONAL INJURY OR SEVERE PROPERTY OR ENVIRONMENTAL DAMAGE (INDIVIDUALLY AND COLLECTIVELY, "CRITICAL APPLICATIONS"), SUCH AS LIFE-SUPPORT OR SAFETY DEVICES OR SYSTEMS, CLASS III MEDICAL DEVICES, NUCLEAR FACILITIES, APPLICATIONS THAT AFFECT CONTROL OF A VEHICLE OR AIRCRAFT, APPLICATIONS RELATED TO THE DEPLOYMENT OF AIRBAGS, OR ANY OTHER CRITICAL APPLICATIONS. APEI SHALL NOT BE LIABLE FOR ANY DAMAGES, INCLUDING WITHOUT LIMITATION DIRECT, INDIRECT, INCIDENTAL, SPECIAL, RELIANCE, PUNITIVE OR CONSEQUENTIAL DAMAGES IN ANY MANNER WHATSOEVER, ARISING FROM OR IN CONNECTION WITH THE USE OF ITS PRODUCTS, SAMPLES OR PROTOTYPES IN CRITICAL APPLICATIONS, EVEN IF APEI HAS BEEN ADVISED OF THE POSSIBILITY THEREOF.

No license, express or implied, by estoppel or otherwise, to any intellectual property rights is granted by this document or by any conduct of APEI.

ORDERING INSTRUCTIONS

An order for one or more parts can be initiated by issuing a purchase order to APEI, Inc. Please e-mail or fax your purchase order to sales@apei.net or +1.866.515.6604, respectively.

APEI, Inc.
535 W. Research Center Blvd.
Fayetteville, AR 72701
Phone: 479.443.5759 / Fax: 866.515.6604
www.apei.net
Copyright © 2013 APEI, Inc.
All rights reserved.

