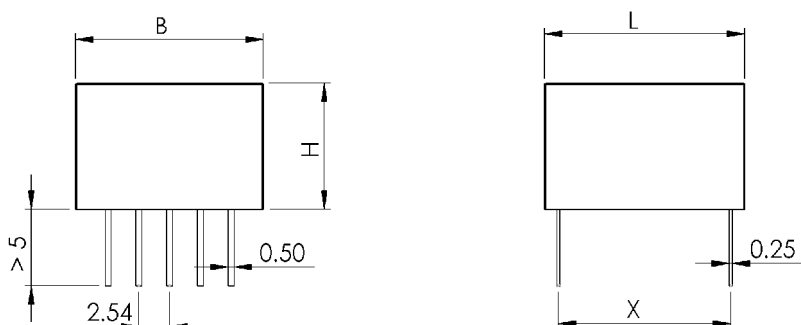
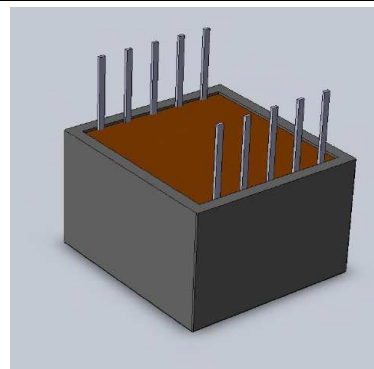
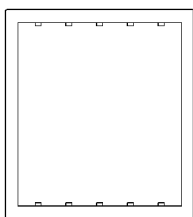


#6309

Power Electronics Capacitors

MKT 6-10.0 DIL K

Preliminary
data sheet

Printed circuit board mounting - Self-extinguishing plastic housing
Dielectric metallized polyester - Epoxy resin sealing UL 94-V0
Measurements and test CECC 30'000 - CECC 32'200

Parameter	Symbol		Value	Unit	Condition
Capacitance	C		10	μF	1 V / 1 kHz
Tolerance			± 10	%	
Rated voltage	Un DC		63	VDC	
Maximum current	I RMS max.		5.5	Aeff	200 kHz / 105 °C
Tangent delta	tg δ		≤ 100	10^{-4}	1 kHz
Equivalent serie resistance	ESR		≤ 8.0	m Ω	100 kHz
Stray inductance	ESL		≤ 7	nH	
Insulation resistance	Ri		> 125	M Ω	63 VDC - 1 min
Test voltage between terminals	U T1		100	VDC	10 s
Climatic category			55/125/56		
Dimension	Symbol			Unit	Conditions
Width	B max		15.5	mm	
Height	H max		10	mm	
Length	L max		16.5	mm	
Terminals	"DIL"		0.5 x 0.25	mm	
	X		14 \pm 0.4	mm	
	M1				
	M0				
	Modification	Date	Visa émetteur		

Condensateurs CH 1400 Yverdon-les-Bains
Kondensatoren Tel.: ++41 24 445 66 88
Capacitors Fax: ++41 24 445 66 89

Leclanché
Capacitors
A FRICKER & TALESCHE COMPANY

HJJ

17.06.2014

faisab6309.XLS