

Applications


- High Voltage circuits
- Voltage dividers and multipliers

Main Characteristics

- Compact size / $U_t = 1.6 U_n$
- Dielectric of metallized polypropylene
- Light-weight / Self healing
- Low dielectric losses
- Low inductance ≤ 50 nH
- Capacitance measured at 1 kHz / 23 °C
- Lower Tolerances available on demand

Design

- Cylindrical winding Polyester wrapped
- Axial connections with tinned copper wires
- Epoxy resin end seal (UL94-VO)



1.0 Rated Values and Operational data

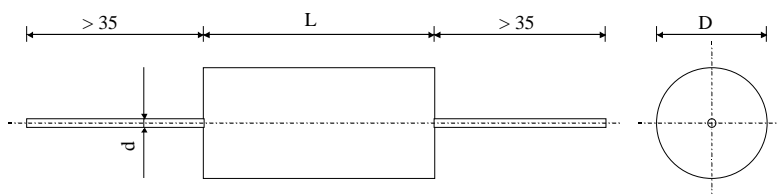
Nominal Voltage	U_N DC	2000	4000	6000	8000	10000
Nominal Voltage	U_N AC / 50 Hz	500	750	950	1200	1400
Test voltage between terminals 1 min	U_T VDC	3200	6400	9600	12800	16000
Slope of voltage variation	Du/dt max V/ μ s	90	275	775	2000	2650

Insulation resistance $C \leq 0.33 \mu$ F	500 V / 1 min / 23 °C	R_i [mOhms]	> 100'000
Time Constant $C > 0.33 \mu$ F	500 V / 1 min / 23 °C	$R_i \times C$ [s]	> 30'000

2.0 Capacitance

$C_n \Rightarrow$	3.3nF	4.7 nF	10 nF	33 nF	68 nF	100 nF	150 nF	220 nF	680 nF	3.3 μ F
2 kVDC										
4 kVDC										
6 kVDC										
8 kVDC										
10 kVDC										

3.0 Dimensions



D	≤ 12.5	> 12.5
d	0.8	1.0

Compact, High-Voltage, Metallized Polypropylene Power Capacitors

PPMHT

High Voltage Metallized Capacitors					2 kVDC
Type	C [nF]	D \varnothing [mm]	L [mm]	T $_{g\delta}$ 10kHz [x 10 ⁻⁴]	I $_{rms}$ 10 k [A]
PPMHT 200-015 d K	150	10.0	48.0	12.1	1.36
PPMHT 200-022 d K	220	11.8	48.0	12.1	1.79
PPMHT 200-033 d K	330	14.0	48.0	12.2	2.41
PPMHT200-047 d K	470	16.3	48.0	12.3	3.13
PPMHT 200-068 d K	680	19.3	48.0	12.5	4.12
PPMHT 200-1.0 d K	1000	23.0	48.0	12.8	5.49
PPMHT 200-1.5 d K	1500	27.8	48.0	13.2	7.43
PPMHT 200-2.2 d K	2200	33.4	48.0	13.8	9.87
PPMHT 200-3.3 d K	3300	40.5	48.0	14.7	13.27

High Voltage Metallized Capacitors					8 kVDC
Type	C [nF]	D \varnothing [mm]	L [mm]	T $_{g\delta}$ 10kHz [x 10 ⁻⁴]	I $_{eff}$ 10 k [A]
PPMHT 800-247 d K	4.7	9.9	48.0	2.6	0.35
PPMHT 800-268 d K	6.8	11.5	48.0	2.6	0.51
PPMHT 800-110 d K	10	13.6	48.0	2.6	0.75
PPMHT 800-115 d K	15	16.3	48.0	2.6	1.13
PPMHT 800-122 d K	22	19.3	48.0	2.6	1.61
PPMHT 800-133 d K	33	23.3	48.0	2.7	2.20
PPMHT 800-147 d K	47	27.5	48.0	2.7	2.90
PPMHT 800-168 d K	68	32.7	48.0	2.7	3.88
PPMHT 800-010 d K	100	39.3	48.0	2.7	5.27

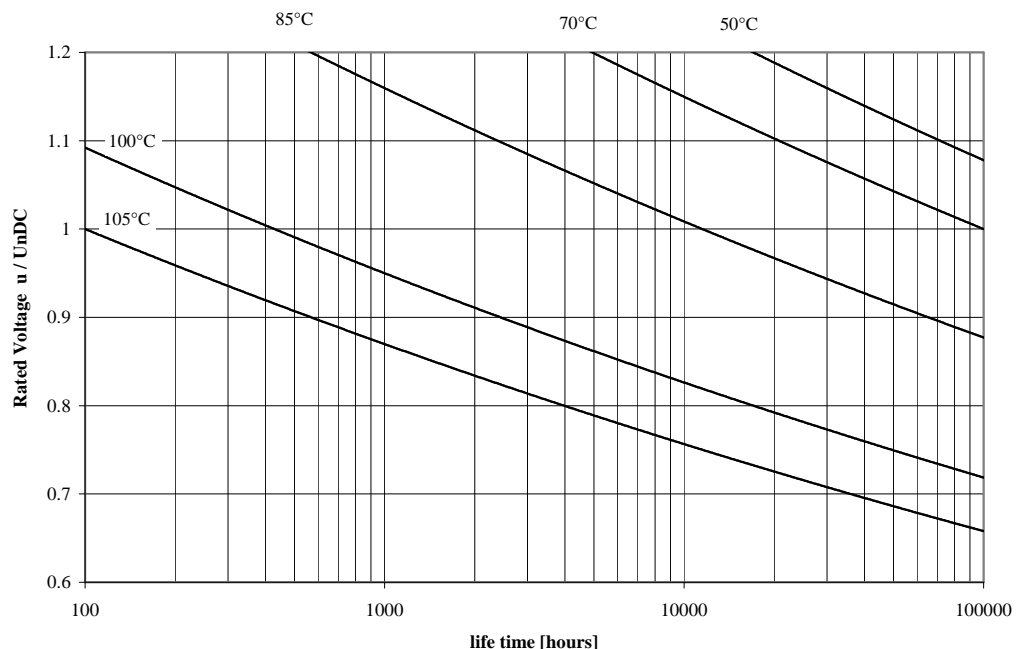
High Voltage Metallized Capacitors					4 kVDC
Type	C [nF]	D \varnothing [mm]	L [mm]	T $_{g\delta}$ 10kHz [x 10 ⁻⁴]	I $_{rms}$ 10 k [A]
PPMHT 400-133 d K	33	10.2	48.0	6.3	0.89
PPMHT 400-147 d K	47	11.8	48.0	6.3	1.16
PPMHT 400-168 d K	68	13.8	48.0	6.3	1.52
PPMHT 400-010 d K	100	16.4	48.0	6.3	2.02
PPMHT 400-015 d K	150	19.7	48.0	6.4	2.75
PPMHT 400-022 d K	220	23.5	48.0	6.4	3.68
PPMHT 400-033 d K	330	28.4	48.0	6.5	5.03
PPMHT 400-047 d K	470	33.6	48.0	6.6	6.60
PPMHT 400-068 d K	680	40.0	48.0	6.8	8.79

High Voltage Metallized Capacitors					10 kVDC
Type	C [nF]	D \varnothing [mm]	L [mm]	T $_{g\delta}$ 10kHz [x 10 ⁻⁴]	I $_{eff}$ 10 k [A]
PPMHT 1000-233 d K	3.3	9.8	58.0	2.6	0.29
PPMHT 1000-247 d K	4.7	11.3	58.0	2.6	0.41
PPMHT 1000-268 d K	6.8	13.2	58.0	2.6	0.60
PPMHT 1000-110 d K	10	15.6	58.0	2.6	0.88
PPMHT 1000-115 d K	15	18.7	58.0	2.6	1.32
PPMHT 1000-122 d K	22	22.3	58.0	2.6	1.94
PPMHT 1000-133 d K	33	26.9	58.0	2.6	2.65
PPMHT 1000-147 d K	47	31.8	58.0	2.6	3.49
PPMHT 1000-168 d K	68	38.0	58.0	2.6	4.66

High Voltage Metallized Capacitors					6 kVDC
Type	C [nF]	D \varnothing [mm]	L [mm]	T $_{g\delta}$ 10kHz [x 10 ⁻⁴]	I $_{rms}$ 10 k [A]
PPMHT 600-110 d K	10	9.2	48.0	3.6	0.60
PPMHT 600-115 d K	15	10.8	48.0	3.6	0.82
PPMHT 600-122 d K	22	12.7	48.0	3.6	1.09
PPMHT 600-133 d K	33	15.1	48.0	3.6	1.47
PPMHT 600-147 d K	47	17.7	48.0	3.6	1.92
PPMHT 600-168 d K	68	21.0	48.0	3.6	2.55
PPMHT 600-010 d K	100	25.1	48.0	3.6	3.43
PPMHT 600-015 d K	150	30.3	48.0	3.7	4.70
PPMHT 600-022 d K	220	36.4	48.0	3.7	6.34

For values not shown, please contact the factory.
We can build to your specifications.

4.0 Operational limits



Leclanché Capacitors for Critical Applications and Extreme Environments.

Tel. +41 24 445 66 88 - Fax +41 24 445 66 89 capinfo@Lcap.ch www.Lcap.ch