

EL-USB-TP-LCD

Temperature Probe Data Logger with LCD and USB Interface

ORDERING INFORMATION

| | |
|---|---------------|
| Standard Data Logger (Data Logger, 1m Thermistor Probe, Software on CD and Battery) | EL-USB-TP-LCD |
|---|---------------|

| | |
|---------------------|---------------|
| Replacement Battery | BAT 3V6 1/2AA |
|---------------------|---------------|

Visit www.lascarelectronics.com for all available Thermistor probes and extension cables

FEATURES

- -40 to +125°C (-40 to +257°F) probe measurement range
- High contrast LCD with temperature display
- USB interface for set-up and data download
- User-programmable alarm thresholds
- Status indication via red and green LEDs
- Immediate, delayed and push-to-start logging
- Supplied with 1.0m type 2 sensor probe
- Probe length can be easily extended with an extension cable
- Supplied complete with replaceable lithium battery



This standalone data logger measures and stores up to 32,510 temperature readings from the supplied thermistor probe which is attached via the socket at the base of the unit. The user can easily set up the logging rate and start-time, and download the stored data by plugging the data logger into a PC's USB port and running the purpose designed software under Windows XP, Vista, 7 or 8. Data can then be graphed, printed and exported to other applications.

The EL-USB-TP-LCD features an LCD and push-button which allows the user to cycle through the most recent, highest and lowest stored temperature readings. The data logger is supplied complete with a long-life lithium battery, which can typically allow logging for up to 6 months.

| Specifications | Minimum | Typical | Maximum | Unit |
|--|-----------|----------------|-------------|---------|
| Supplied probe measurement range | -40 (-40) | | +125 (+257) | °C (°F) |
| Operating temperature range * | -10 (+14) | | +40 (+104) | °C (°F) |
| Resolution (internal and in Windows software) ** | | 0.1 (0.1) | | °C (°F) |
| Accuracy (logger error) | | ±0.1 (±0.2)*** | | °C (°F) |
| Logging rate | every 1 s | | every 12 hr | - |
| 1/2AA 3.6V Lithium Battery Life | | 1† | | Year |

* Operating temperature applies to the data logger unit only

** LCD displays to nearest 0.5°C/°F

*** At 25°C. See probe accuracy curve on page 2. Important - quoted accuracy is for the data logger only when measuring within the specified operating temperature. Thermistor error is not included and should also be taken into consideration

† Depending on sample rate, use of LCD and ambient temperature. 1 year based on 10 second sample rate, display always on, at 25°C

EL-USB-TP-LCD

Temperature Probe Data Logger with LCD and USB Interface

WINDOWS CONTROL SOFTWARE

Lascar's EasyLog USB control software is available to download, free of charge, from www.easylogusb.com. Easy to install and use, the control software runs under Windows XP, Vista, 7 & 8. The software is used to set-up the data logger as well as download, graph and export data to Excel.

The software allows the following parameters to be configured:

- Logger name
- °C, °F
- Logging rate (1s, 10s, 30s, 1m, 5m, 30m, 1hr, 6hr, 12hr)
- High and low alarms
- Immediate, delayed and push-to-start logging
- Display off, on for 30 seconds after button press, or permanently on
- Data rollover (Allows unlimited logging periods by overwriting the oldest data when the memory is full)



The latest version of the control software may be downloaded free of charge from www.easylogusb.com

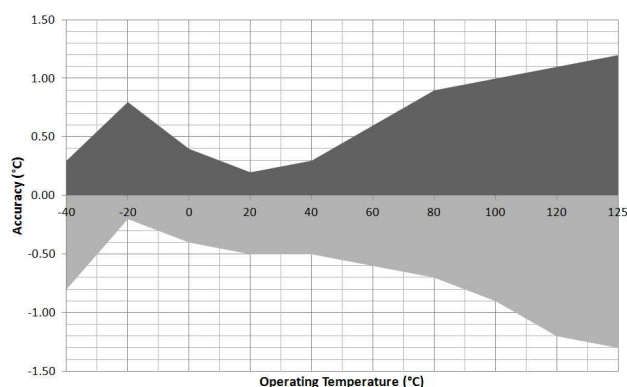
THERMISTOR PROBE

The probe supplied with the EL-USB-TP-LCD uses a precision thermistor to sense the temperature. Alternative lengths and probe options are available.

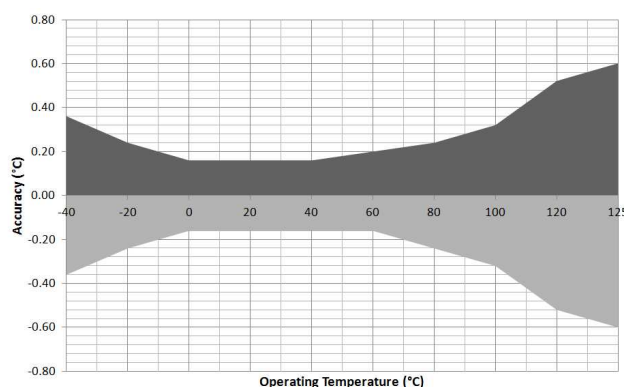
Alternatively, the probe length may be extended by the use of a suitable extension cable. We recommend twisted pair with high quality 3.5mm jack socket/plugs for best results.

The available options are listed online at www.lascarelectronics.com

PROBE MEASUREMENT ACCURACY



Supplied 'Type 2' Thermistor Probe
Part number: EL-PROBE2-1.0M-TP



'Type A' Thermistor Probe - sold separately.
See www.lascarelectronics.com

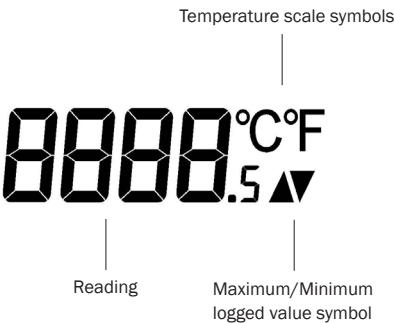
EL-USB-TP-LCD

Temperature Probe Data Logger with LCD and USB Interface

DISPLAY AND STATUS FUNCTIONS

The EL-USB-TP-LCD features a high contrast LCD and two LEDs. The LCD shows logged temperature values using seven segment numbers, along with symbols. The LCD can also show information regarding the logging status - see LCD INDICATION below.

Three different functions are available on the display – most recent logged temperature, maximum logged temperature and minimum logged temperature. The push button is used to cycle through the functions. In addition, logging and alarm status are shown using two high intensity LEDs.



LCD INDICATION

| Display | Logger Status | Explanation |
|---------|-----------------------------|---|
| | Delayed Start | This is shown when the logger is set to start at a specific data and time* |
| | Push to Start | This is shown when the logger is setup for "Push to start" logging |
| | Logging | This is shown when the logger is running in "LCD off" mode, and the button is pressed. The display clears again after three seconds |
| | Stopped | If the logger has not been set to log and the button is pressed, three dashes are displayed for three seconds |
| | Probe has been disconnected | The flashing message 'Prob', followed by a number, or letter, will be displayed if the logger is logging and the probe becomes disconnected. The number confirms the type of probe that should be connected |

* If the logger is set to "LCD off" or "LCD on for 30 seconds" mode, then this will only be shown after the button is pressed. Otherwise the display will remain blank.

EL-USB-TP-LCD

Temperature Probe Data Logger with LCD and USB Interface

LED FLASHING MODES

EL-USB-TP-LCD features two LEDs that indicate the logging, battery and alarm status:

- The first LED flashes red to indicate that the EL-USB-TP-LCD is in an alarm condition. It will flash when the logged temperature has exceeded a Low or High alarm level.
- The second LED flashes green to indicate that the EL-USB-TP-LCD is not in an alarm condition.

Hold is enabled by default, which forces the logger to continue flashing the red LED after an alarm, even when the temperature has returned to normal. This feature ensures that the user is notified that an alarm level has been exceeded, without the need to download the data from the logger.

Hold can be turned off via the control software. The red LED will then only flash whilst the logger is in an alarm condition. When the temperature returns to normal, the green LED will flash.

Additional LED modes are explained below:

| | | |
|---|---|---|
|  |  | Green single flash (10 seconds) The data logger is currently logging. No alarm. |
| |  | Green single flash (20 seconds) The data logger is currently logging. No alarm. However, the battery is low and should be replaced before logging important data. |
| |  | Green single flash (30 seconds) The data logger is not currently logging, but is primed to start at a later date and time (delayed start). |
| |  | Green double flash (20 seconds) The data logger is full and has stopped logging. No alarm. |
| |  | Red single flash (10 seconds) The data logger is currently logging. Low alarm. |
| |  | Red single flash (20 seconds) The data logger is currently logging. Low alarm. However, the battery is low and should be replaced before logging important data. |
| |  | Red double flash (10 seconds) The data logger is currently logging. High alarm. |
| |  | Red double flash (20 seconds) The data logger is currently logging. High alarm. However, the battery is low and should be replaced before logging important data. |
| |  | Red/Green single flash (20 seconds) The data logger is full and has stopped logging. Alarm (high, low or both). |
| |  | No LEDs flash The data logger is stopped, the battery is empty or there is no battery fitted. |
| |  | Red triple flash (10 seconds) The data logger is currently logging, but the probe has been disconnected. |

EL-USB-TP-LCD

Temperature Probe Data Logger with LCD and USB Interface

DIMENSIONS

All dimensions in mm (inches)



BATTERY REPLACEMENT

We recommend that you replace the battery every year, or prior to logging critical data.

The EL-USB-TP-LCD does not lose its stored readings when the battery is discharged or when the battery is replaced; however, the data logging process will be stopped and cannot be re-started until the battery has been replaced and the logged data has been downloaded to a PC.

Check with your supplier that the battery you are ordering is 'press fit' and is not fitted with solder tags. Before replacing the battery, remove the EL-USB-TP-LCD from the PC.

Note:

Leaving the EL-USB-TP-LCD plugged into the USB port for longer than necessary will cause some of the battery capacity to be lost.

WARNING

Handle lithium batteries carefully, observe warnings on battery casing. Dispose of in accordance with local regulations.

EL-USB-TP-LCD

Temperature Probe Data Logger with LCD and USB Interface

THE EASYLOG USB RANGE

Each EL-USB data logger features the direct-to-USB connection and easy-to-use functionality that the range is known for. The range comprises of the following data loggers:

| Part No | Function | Range | Accuracy (overall error) | | Readings | Battery | Battery Life* |
|---------------|---|--|----------------------------|--------------------------|----------|-----------------------------|------------------------|
| | | | Typ. | Max. | | | |
| EL-USB-1 | Temperature | -35 to +80 °C (-31 to +176 °F) | ±1°C (±2°F) | | 16,382 | 3.6V ½AA | 1 Year |
| EL-USB-1-LCD | Temperature with LCD | -35 to +80 °C (-31 to +176 °F) | ±0.5°C (±1°F) | ±1.5°C (±3°F) | 16,382 | 3.6V ½AA | 1 Year |
| EL-USB-1-PRO | High Temperature | -40 to +125 °C (-40 to +257 °F) | ±0.2°C (±0.4°F) | ±1.6°C (±2.9°F) | 32,510 | 3.6V ¾AA | 3 years |
| EL-USB-1-RCG | Temperature with rechargeable battery | -20 to +60 °C (-4 to +140 °F) | ±1°C (±2°F) | | 32,510 | Lithium Ion | 1 month (rechargeable) |
| EL-USB-2 | Temperature, humidity & dew point | -35 to +80 °C (-31 to +176 °F) 0 to 100%RH | ±0.5°C (±1°F) ±3%RH | ±2°C (±4°F) ±6.0%RH | 16,382 | 3.6V ½AA | 1 year |
| EL-USB-2+ | Increased accuracy temperature, humidity & dew point | -35 to +80 °C (-31 to +176 °F) 0 to 100%RH | ±0.3°C (±0.6°F) ±2.0%RH | ±1.5°C (±3°F) ±4.0%RH | 16,382 | 3.6V ½AA | 1 year |
| EL-USB-2-LCD | Temperature, humidity & dew point with LCD | -35 to +80 °C (-31 to +176 °F) 0 to 100%RH | ±0.5°C (±1°F) ±3.0%RH | ±2°C (±4°F) ±6.0%RH | 16,379 | 3.6V ½AA | 1 year |
| EL-USB-2-LCD+ | Increased accuracy temperature, humidity & dew point with LCD | -35 to +80 °C (-31 to +176 °F) 0 to 100%RH | ±0.3°C (±0.6°F) ±2.0%RH | ±1.5°C (±3°F) ±4.0%RH | 16,379 | 3.6V ½AA | 1 year |
| EL-USB-3 | Voltage | 0 to 30V d.c. | ±1% | | 32,510 | 3.6V ½AA | 1 year |
| EL-USB-4 | Current loop | 4 to 20mA | ±1% | | 32,510 | 3.6V ½AA | 1 year |
| EL-USB-5 | Counter, Event & State | N/A | | ±3 secs/24 hrs | 32,510 | 3.6V ½AA | 1 year |
| EL-USB-TC | Thermocouple (J, K and T-type) K-type probe included | -200 to +1350°C (-328 to +2462°F) (K-type) -200 to +1190°C (-328 to +2174°F) (J-type) -200 to +390°C (-328 to +734°F) (T-type) | ±1°C (±2°F) | | 32,510 | 3.6V ½AA | 6 months |
| EL-USB-TC-LCD | Thermocouple with LCD (J, K and T-type) K-type probe included | -200 to +1350°C (-328 to +2462°F) (K-type) -200 to +1190°C (-328 to +2174°F) (J-type) -200 to +390°C (-328 to +734°F) (T-type) | ±1°C (±2°F) | | 32,510 | 3.6V ½AA | 6 months |
| EL-USB-TP-LCD | External Thermistor probe with LCD | -40 °C to +125 °C (-40 to +257 °F) | ±0.1°C (±0.2°F) | | 32,510 | 3.6V ½AA | 6 months |
| EL-USB-CO | Carbon monoxide | 0 to 1000ppm NOT A LIFE SAVING DEVICE | ±6ppm | | 32,510 | 3.6V ½AA | 3 months |
| EL-USB-CO300 | Carbon monoxide | 0 to 300ppm NOT A LIFE SAVING DEVICE | ±4ppm | | 32,510 | 3.6V ½AA | 3 months |
| EL-USB-LITE | Low cost temperature | -10 °C to +50 °C (+14 to +122 °F) | ±1°C (±2°F) | | 4,080 | CR1620 Lithium coin cell | 1 month |
| EL-USB-RT | Real-time temperature & humidity monitor | -20 to +70 °C (-4 to +158 °F) | ±1.5°C (±3°F) ±4.5%RH | | 7 days | N/A | N/A |

*Depending on logging rate, ambient temperature, and use of alarm LED

Module House
Whiteparish, Salisbury
Wiltshire SP5 2SJ
UK
T +44 (1794) 884567
F +44 (1794) 884616
E sales@lascar.co.uk

4258 West 12th Street
Erie
PA 16505
USA
T +1 (814) 835 0621
F +1 (814) 838 8141
E us-sales@lascarelectronics.com

8th Floor, China Aerospace Centre
143 Hoi Bun Road
Kwun Tong, Kowloon
HONG KONG
T +852 2797 3219
F +852 2343 6187
E saleshk@lascar.com.hk



www.lascarelectronics.com

