

- Programmable DALI broadcast and switching PIR detector
- Recessed or surface mounted
- Scene setting for up to six scenes
- Maximum range of 6m Ø (based on 2.5m mounting height)
- Maximum recommended mounting height 3m
- Universal handheld controller purchased separately (COMSSC)
- Programmed with handheld programmer COMAP (supplied separately)
- Switches up to 6A of lighting
- Controls up to 25 DALI ballasts



Order Codes

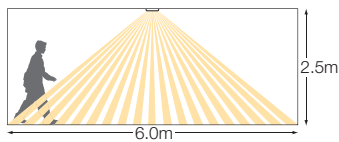
COMRCYDO

Recessed

Surface Mounting

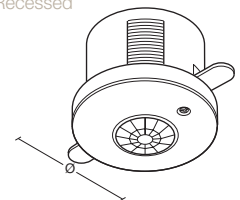
COMRCYDO
COMRCYDOSM

Detection Range



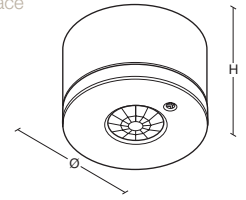
Dimensions

Recessed



Ø 100 H 62 CAØ 89*
* for metal pan or integration into luminaire cut aperture is 92mm

Surface



Ø 100 H 72

The COMPLEY offers high performance directional presence detection for lighting control. It uses microwave presence detection technology which enables the range to be adjusted to suit any application and has relay and digital dimming outputs.

- Surface mounted mid range microwave presence detector
- Regulating photocell
- Scene setting
- Programmed with handheld programmer COMAP (supplied separately)
- Switches up to 10A of lighting
- Controls up to 25 DALI ballasts

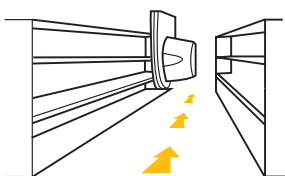


Order Codes

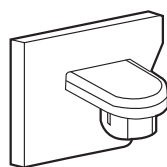
COMPLEY

Command Plus DALI and switching corner mount microwave COMPLEY

Methods Of Wall Mounting

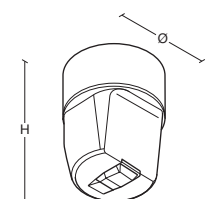


Vertical Mounting



Horizontal Mounting

Dimensions



Ø 74 H 95