

Remote digital fixed output detector for controlling groups of luminaires. With integrated passive photocell and scene setting functionality.

- Recessed or surface mounted
- Switches up to 6A of lighting
- Maximum recommended mounting height 3M
- High frequency
- Maximum range of 6m Ø (based on 2.5m mounting height)
- Universal handheld controller purchased separately (COMHC)
- Programmed with handheld programmer COMAP (supplied separately)

### Order Codes

#### COMPLB

Command Plus PIR recessed detector

Command Plus PIR surface mounted detector

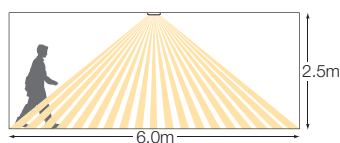
#### COMPLB

#### COMPLBSM



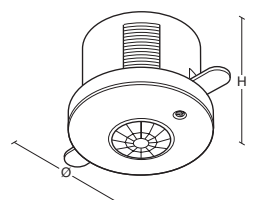
Surface Mounting

### Detection Range



### Dimensions

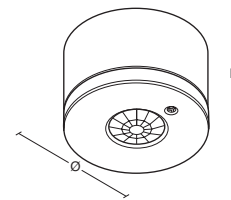
Recessed



Ø 100 H 62 CAØ 89\*

\* for metal pan or integration into luminaire cut aperture is 92mm

Surface



Ø 100 H 72

### Accessories (See Page 309)



Advance Programmer COMAP



Handheld Controller COMHC