

The DALI addressable hub can be used in isolation to provide simple control to a localised application such as a classroom or office area. It has the added flexibility of being able to control multiple rooms up to the maximum addresses as detailed below.

- Low profile housing, perimeter mounted connector for mounting in limited void space
- Integrated mounting detail for surface, rod or trunking fixing
- Output connections
  - 4 x 6 pole lighting outputs rated at 6A (16A total maximum load)
- Injection moulded flame retardant housing with mains entry cover and cable retainer
- Integrated DALI power supply

### System Guidelines

- Up to 63 addresses per hub (each ballast, detector or switch constitutes 1 address)
- Maximum 300m cable run and 250mA power consumption (typical 2mA per ballast)
- Up to 6A load on each of 4 socket outlets (16A total maximum load)

### Simple Wiring

- Enhanced connectivity with CFL wiring components
- Switches and detectors can also be connected with CFL cables

### Software Configuration

- Post installation software interface can be used to define dimming zones for daylight harvesting or switching zones

### Scene Setting

- Touch button panels can be programmed to control a variety of different scenes by individually addressing each luminaire within the space
- Simple corridor linkage can be programmed so the luminaires stay on at a defined level whilst adjoining areas are occupied
- Multiple lighting levels can be selected from the switch panel
- Switching in 'X' direction and daylight control in 'Y' direction is possible

### Order Codes

#### DALI Hub

DALI Addressable Hub

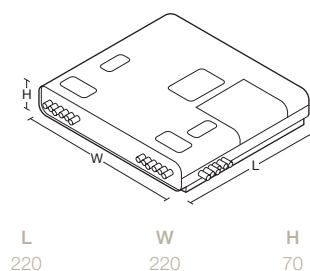
CFLDALIHUB

#### Command Fast Link

See pages 310 to 314 for a listing of the range of leads and detectors to complete a full Command Fast link plug and play installation. A design service is available, please contact the Whitecroft office for further details.



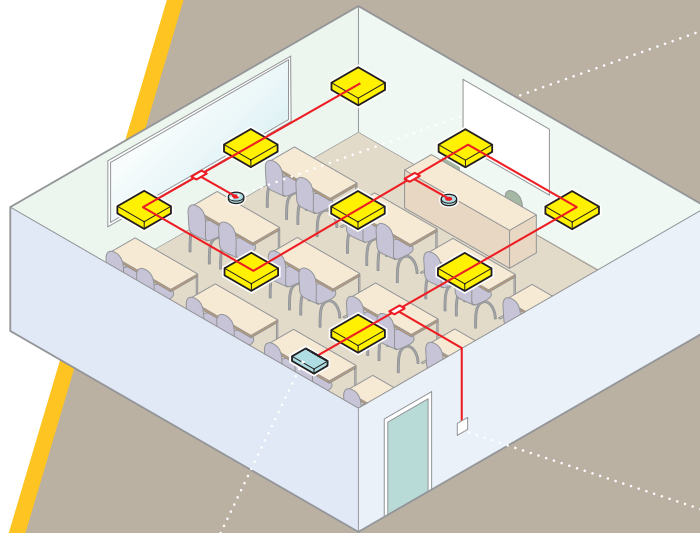
### Dimensions



### To Specify

DALI Hub with integrated power supply for connection of up to 63 luminaires via 4 separate GST18/6 outputs – as Whitecroft Lighting CFLDALIHUB

### Typical single classroom configuration



COMDRD/CFL3P

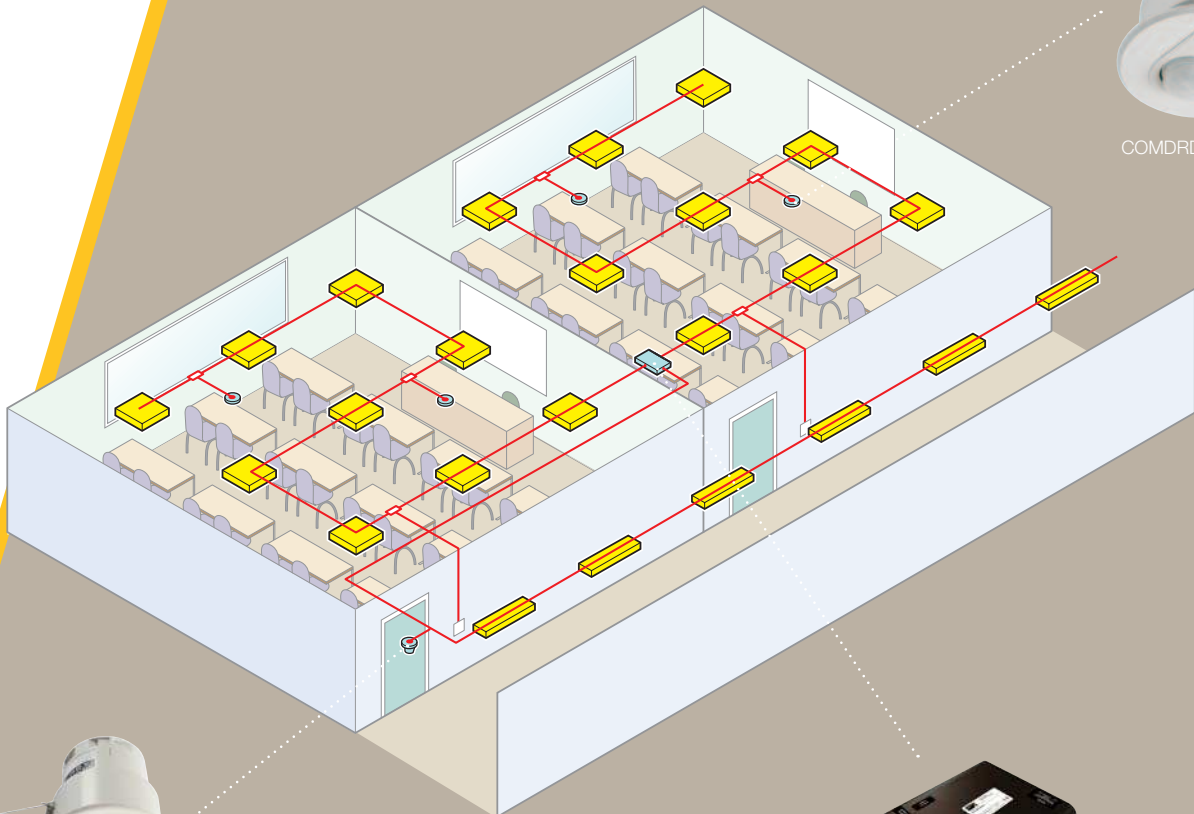


COMDS2W



CFLDALIHUB

### Typical multi classroom configuration



COMDRD/CFL3P



COMDRE/CFL3P



CFLDALIHUB