

Optics

- 3W high output LED delivering 148 (recessed) or 110 (surface) lumens
- Open area and escape route distribution patterns
- Minimum life of 50,000 hours

Body

- White high performance LED emergency head and charge indicator with driver, charger and battery
- 3 hour non-maintained
- Ambient temperature range of 0°C to +35°C
- Battery – Nickel Metal Hydride (NiMH)

Recessed

- Articulated plastic housing ensures a neat cut aperture hole and effective installation through fixed ceilings
- Suitable for ceiling thickness of 15-35mm with a minimum ceiling void of 160mm
- Stainless steel spring clips to secure lamp head in position

Surface

- Supplied with two lenses for open area or escape route distribution



Surface



Escape Route

Order Codes

Florin E3 Recessed

3 hr non-maintained open area

FLE31

3 hr non-maintained escape route

FLE32

Florin E3 Surface

Open area/escape route, COMECS

FLS31/EP*

Options (for Florin E3 Recessed only)

EASYTEST Add suffix /ET i.e. FLE31/ET

COMECS Add suffix /EP i.e. FLE31/EP

CENTRAL BATTERY Add suffix /CB i.e. FLE31/CB

*When not connected to the DALI system will operate as Easytest

Performance Guide Spacing Table (recessed version)



Open Area LED Head (0.5 Lux)

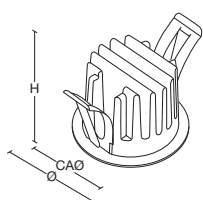
Mounting height	Distance from wall	Distance between heads
2.5	5.2	12.6
3.0	3.4	14.2
4.0	2.0	12.2

Escape Route LED Head (1 Lux)

Mounting height	Distance from wall	Distance between heads
2.5	5.7	15.4
3.0	5.8	16.4
4.0	2.7	11.9

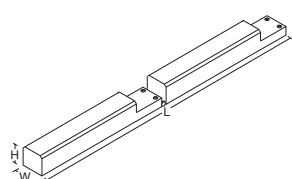
Dimensions

Recessed Florin E3 head



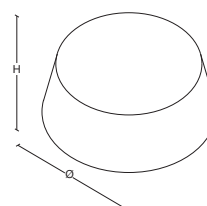
Ø	CAØ	H
48	43	45

Recessed Florin E3 articulated driver



W	L	H
29	414	28

Surface Florin E3 head



Ø	H
120	45

To Specify

Stand alone recessed or surface mounted white high performance LED emergency luminaire, complete with charge indicator, driver, charger and battery, capable of operation in non maintained mode. Driver to ensure constant light output independent of battery voltage for 3 hours from mains failure – as Whitecroft Lighting FLORIN E3