

spear diffuser

IP44/IP20 T5 recessed diffuser luminaire



Optics

- Lamp options:
 - 3 or 4 x 14/24W T5
- Framed flat sheet TP(a) fire resistant prismatic diffuser, positively retained by wishbone side springs
- Smooth face to room side for easy cleaning

Body

- Steel body finished white
- IP44 to the void with frame in place, IP20 with frame removed
- Designed as a lay in on T15 and T25 ceilings
- Ceiling brackets required for prepared aperture ceilings or tegular tiles

Order Codes

| Spear Diffuser | HF Gear | 3 hr Emergency |
|----------------|---------|----------------|
| T5 3 x 14W | SFPH314 | SFPH314EMIN |
| T5 4 x 14W | SFPH414 | SFPH414EMIN |
| T5 3 x 24W | SFPH324 | SFPH324EMIN |
| T5 4 x 24W | SFPH424 | SFPH424EMIN |

Options

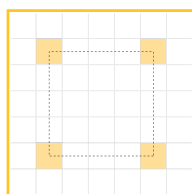
| | | |
|--|-------------------------|-----------------|
| DALI DIMMING | Replace H with Y | i.e. SFPY314 |
| SWITCH DIMMING | Replace H with X | i.e. SFPX314 |
| EASYTEST | Add suffix /ET | i.e. SFPH314/ET |
| COMEPS | Add suffix /EP | i.e. SFPH314/EP |
| COMET | Add suffix /CT | i.e. SFPH314/CT |
| 4 SLIDING BRACKETS FOR PLASTERBOARD CEILINGS AND TEGULAR TILES | | BCNSB |

Performance Guide

| Lamps | Illuminance | Spacing |
|------------|-------------|-------------|
| 4 x 14W T5 | 490 lux | 2.4m x 2.4m |

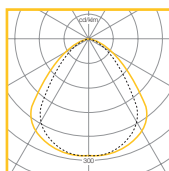
Lamp Performance

| Wattage | IL@25°C | Lamp Life |
|------------|---------|-----------|
| 1 x 14W T5 | 1250 | 24,000hrs |
| 1 x 24W T5 | 1750 | 24,000hrs |



Maintenance:
0.8
Reflectance:
70/50/20
Ceiling Height:
2.7m
Working Plane:
0.8m

Photometric Performance



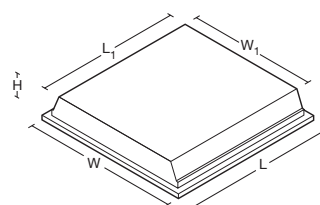
4 x 14W T5
• LOR = 63.6%
• SHR MAX = 1.63

Utilisation Factors UF(F)

| Room Reflectance | Room Index |
|------------------|----------------|
| C W F | 1.00 3.00 5.00 |
| 0.70 0.50 0.20 | 0.50 0.64 0.68 |



Dimensions



| Version | L | W | H | L ₁ | W ₁ | Prep Aperture | KG | KG |
|---------------------------|-----|-----|----|----------------|----------------|----------------|-----|-----|
| T5 Exposed T/Plasterboard | 595 | 595 | 97 | 575 | 575 | 580 x 580 3/8" | 5.0 | 6.0 |

Ceiling Integration

Refer to common ceiling compatibility matrix – See page 404

Exposed T Grids

T25 Lay in
T15 Lay in
T15/T25 Pull up
(Sliding brackets required)

Plasterboard

Prepared aperture
(Sliding brackets required)

To Specify

Rigid fully boxed and jointed T5 recessed luminaire with positively retained framed TP(a) diffuser to be suitable for mounting above or below a T15 or T25 exposed T or in prepared aperture ceilings – as Whitcroft Lighting SPEAR DIFFUSER