



Optics

- Light output options:
 - 4000 Kelvin 'cool white' colour temperature
- High quality, single bin LEDs with a 4 MacAdam ellipse tolerance
- Polycarbonate opal diffuser
- 50,000 hours life expectancy
- Up to 87 luminaire lumens per circuit watt

Body

- 300mm or 400mm diameter bodies in cast aluminium with injection moulded base
- Finished in white or silver
- IP44
- Choice of integrated emergency options:
 - 3 hour emergency
 - EasyTest
 - COMEPS
- Optional Command 5 microwave detector mounted behind the diffuser that can be set to one of two configurations;
 - Microwave presence detection with ON/OFF operation
 - Microwave presence detection with High/Low/Off set-back functionality. Can be set to switch from 100% down to set-back position of 50%, 30%, 20%, 10% or OFF
- Command 5 detector is available as an individual stand alone unit or a wireless communicating slave/master unit for controlling groups of up to 15 luminaires
- Optional trim ring available for an alternative aesthetic finish (supplied separately)
- Product also available in a surface version, see page 170

Order Codes

300mm Silver	Fixed Output	3 hr Emergency
800 lumens (11W)	K4H364KS	K4H364KSEM
1100 lumens (15W)	K4H3124KS	K4H3124KSEM

400mm Silver	Fixed Output	3 hr Emergency
1700 lumens (20W)	K4H4154KS	K4H4154KSEM
2300 lumens (28W)	K4H4204KS	K4H4204KSEM

Accessories

Trim ring 300mm silver	KLTR300S
Trim ring 400mm silver	KLTR400S
Suspension kit	KLSUSKIT

Options

DALI DIMMING	Replace H with Y	i.e. K4Y364KS
EASYTEST	Add suffix /ET	i.e. K4H364KS/ET
COMEPS	Add suffix /EP	i.e. K4H364KS/EP
COMMAND 5*	Replace H with Q5	i.e. K4Q5364KS
COMMAND 5		
WIRELESS MASTER**	Replace H with Q5WM	i.e. K4Q5WM154KS
COMMAND 5		
WIRELESS SLAVE**	Replace H with Q5WS	i.e. K4Q5WS154KS
WHITE FINISH	Replace S with W	i.e. K4H364KW

*Command 5 not available in 300mm emergency or DALI products
**Command 5 wireless not available in 300mm or DALI products

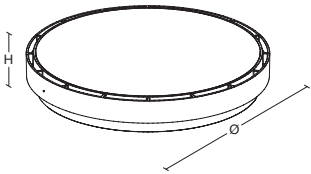


White with Trim Ring (supplied separately)



Silver without Trim Ring

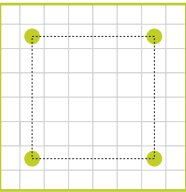
Dimensions



Version	Ø	H	KG	KG
300mm suspended	300	95	2.1	2.5
400mm suspended	400	95	3.5	3.9

Performance Guide

Lamps	Illuminance	Spacing
28W LED	200 lux	3.0m x 3.0m



Maintenance: 0.8
Reflectance: 70/50/20
Ceiling Height: 2.7m
Working Plane: 0.8m

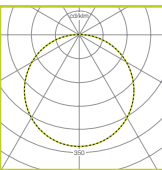
Equivalent Lamp Types

800/1100 Lumen Output	
2D lamp	1 x 28W
1700/2300 Lumen Output	
2D lamp	1 x 38W
TC-D lamp	2 X 26W

LED Performance

Colour Temp	Ra (CRI)	Life Expectancy	Colour Consistency
4000K	≥ 80	L ₈₀ (50,000hrs)	MacAdam 3 SDCM

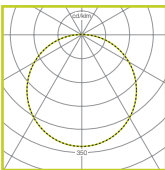
Photometric Performance



300mm
11W 800 lumen
• LOR = 100%
• SHR MAX = 1.64

Utilisation Factors UF(F)

Room Reflectance	Room Index
C W F	1.00 3.00 5.00
0.70 0.50 0.20	0.67 0.95 1.03



400mm
20W 1700 lumen
• LOR = 100%
• SHR MAX = 1.64

Utilisation Factors UF(F)

Room Reflectance	Room Index
C W F	1.00 3.00 5.00
0.70 0.50 0.20	0.67 0.95 1.02

To Specify

Suspended circular IP44 LED luminaire in 300 or 400mm diameter. Polycarbonate opal diffuser. Optional integrated microwave presence detector with ON/OFF or set-back functionality in stand alone or master/slave configuration – as Whitecroft Lighting KOLO