

# aerial LED twin

suspended twin cell LED  
high or low bay luminaire



## Optics

- 4000K 'cool' white LEDs
- Ra80 colour rendering index
- Suitable for mounting heights between 4m and 8m
- 24,800 lumens (215W)

## Body

- Twin cell product with Hexaprism diffuser for all round glare control, diffusion and efficiency
- DALI as standard
- Aluminium body finished white
- 4 suspension points
- Wire suspension kit with up to 3m drop (supplied separately)
- Choice of integral emergency options; standard 3hr, Easytest or COMECS
- Alternative mounting kit available for surface, trunking, chain or drop rod mounting (supplied separately, chains and drop rods not included)
- Optional integral Command 8 high sensitivity PIR programmable detector with photocell available mounted in centre of product\*

\* Programming handset required (supplied separately)



Integral Command 8 detector

## Order Codes

Aerial LED Twin 24,800 lumens, 215W	DALI AETMY14K	3hr Emergency AETMY14KEM
--	------------------	-----------------------------

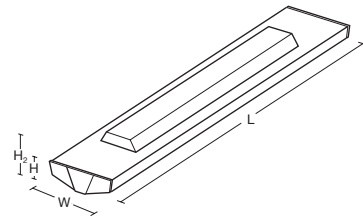
## Accessories

WIRE SUSPENSION KIT	AERSK1
ALTERNATIVE MOUNTING KIT	AETMTRU
COM8 PROGRAMMING HANDSET	COM8HP

## Options

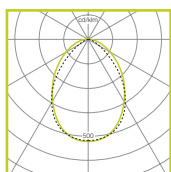
INTEGRAL COM8	Add <b>Q8</b> Before Y	i.e. AETMQ8Y14K
EASYTEST	Add suffix <b>/ET</b>	i.e. AETMY14K/ET
COMECS	Add suffix <b>/EP</b>	i.e. AETMY14K/EP

## Dimensions



L	W	H	H <sub>2</sub>	KG	KG <sup>2</sup>
1418	281	87	127	12	13

## Photometric Performance



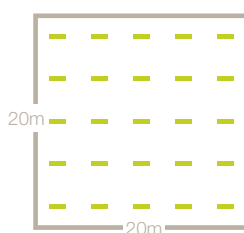
Aerial LED Twin  
24,800, 215W  
• LOR = 100%  
• SHR MAX = 1.35

## Utilisation Factors UF(F)

Room Reflectance			Room Index		
C	W	F	1.00	3.00	5.00
0.70	0.50	0.20	0.75	0.99	1.05

## Performance Guide

Lamps	Illuminance	Spacing
215W LED	1300 lux	4.0m x 4.0m
No. of luminaires: 25		



Reflectance: 70/50/20	Maintenance: 0.8
Mounting Height: 7m	Working Plane: 0.75m

## LED Performance

Colour Temp 4000K	Ra (CRI) ≥ 80	Life Expectancy L <sub>50</sub> (50,000hrs)	Colour Consistency MacAdam 3 SDCM
----------------------	------------------	--	--------------------------------------

## To Specify

Suspended LED twin cell luminaire with Hexaprism optic. Suitable for low or high bay application, optional integral PIR detector. Four suspension points for wire or chain suspension – as Whitecroft Lighting AERIAL LED TWIN.