

echo 280 LED

LED architectural low bay luminaire



Optics

- LED Options (4000K only)
 - 1,500 lumens – 16 LEDs running at 350mA = 18W system power
 - 4,000 lumens – 25 LEDs running at 700mA = 60W system power
- High quality single bin LEDs
- 50,000 hour life expectancy
- Clear, opal and metalised prismatic refractor or metal reflector options

Body

- Aluminium spun housing integrating an extruded aluminium heat sink
- Simple screw removal allows access to the gear housing for efficient installation and maintenance
- Body supplied complete with an adjustable twin wire suspension kit (up to 3.0m drop)
- 3 point key holes allow for rapid onsite assembly of the body and reflector / refractor
- Body and reflector / refractor to be ordered separately
- Finished in grey
- DALI and emergency luminaires supplied with ceiling suspension kit as standard (can be ordered separately for non emergency/fixed output luminaires)

Order Codes

Echo 280 LED – 1500 lumens	Fixed Output	3 hr Emergency
Echo 280 LED - 4000K	EC280-H154KG	–

Echo 280 LED – 4000 lumens		
Echo 280 LED - 4000K	EC280-H404KG	EC280-H404KGEM

Accessories

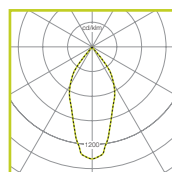
Clear Refractor	EC30
Part Metalised Refractor	EC30PRTMET
Metal Reflector	EC30REFLC
Opal Reflector	EC30PAL
Ceiling Suspension Kit*	EC70CEILKIT

Options

DALI DIMMING	Replace H with Y	i.e. EC280-Y154KG
--------------	------------------	-------------------

* Supplied as standard with EM or DALI luminaires

Photometric Performance



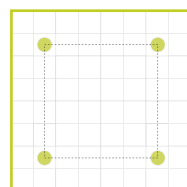
60W LED
Clear refractor
• LOR = 100%
• SHR MAX = 0.92
• 3493 lumens

Utilisation Factors UF(F)

Room Reflectance	Room Index
C W F	1.00 3.00 5.00
0.70 0.50 0.20	0.85 1.03 1.08

Performance Guide

Lamps	Illuminance	Spacing
4000 lumens	310 lux	3.0m x 3.0m



Maintenance: 0.8
Reflectance: 70/50/20
Ceiling Height: 6.0m
Working Plane: 0.0m



Opal Prismatic Refractor



Part Metalised Prismatic Refractor



Clear Prismatic Refractor

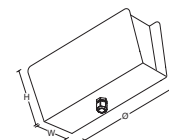
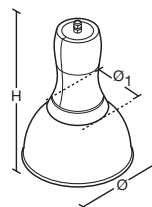


Spun Aluminium Reflector



Ceiling Suspension Kit*

Dimensions



Ø	Ø ₁	H	KG	L	W	H	KG
315	139	443	5.75	300	142	138	1.0

To Specify

Suspended architectural LED low bay luminaire utilising high quality single bin LEDs. Aluminium spun housing integrating an extruded aluminium heat sink with clear / opal / part metalised refractor or aluminium reflector – as Whitecroft Lighting ECHO 280 LED