



Optics

- Lamp options:
 - 1 x 24/28/54W T5
- Lamps overlap to avoid dark spots on the diffuser
- Satine Blend polycarbonate TP(a) diffuser. Provides even illumination whilst maximising light output
- Clip in diffuser with overlap joint detail to eliminate gaps on continuous runs

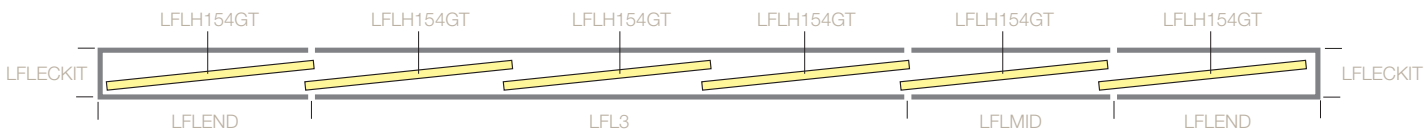
Body

- Recessed luminaire system
- Available in continuous or individual units. All luminaires with exception of the stand alone unit supplied with through wiring
- IP20 rated
- For wall mounting integration please contact the Technical Desk
- Extruded aluminium body finished white
- Extra long length body/diffuser to minimise joint details
- Installation kits included
- For plasterboard and exposed T ceilings





Continuous Configuration



Typical parts configuration
Contact our Technical Desk for advice on alternative configuration

Order Codes

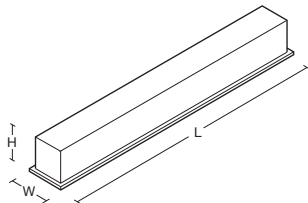
Extruded Body Sections (Includes Diffuser & Installation Kit)	
1200mm End of Row Body with diffuser & one installation kit*	LFLH154GT
1200mm Mid Row Body with diffuser & one installation kit*	LFLMID
3000mm Mid Row Body with diffuser & two installation kits*	LFL3
Individual Body with diffuser & one installation kit*	LFLH154GT
*Note: End caps to be ordered separately	

Gear Trays	HF Gear	3 hr Emergency
T5 1 x 54W	LFLH154GT	LFLH154GTEM
T5 1 x 28W	LFLH128GT	LFLH128GTEM
T5 1 x 24W	LFLH124GT	-

Accessories	
End Cap Kit (Qty 2)	LFLH154GT

Options	
DALI DIMMING	Replace H with Y i.e. LFLY154GT
SWITCH DIMMING	Replace H with X i.e. LFLX154GT
COMEPS	Add suffix /EP i.e. LFLH154GT/EP

Dimensions

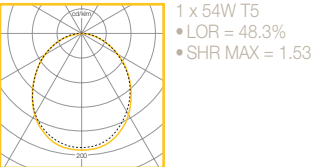


Version	L	W	H	KG	KG
LFLH154GT	1133	112	90.5	3.5	-
LFLMID	1070	112	90.5	3.4	-
LFL3	3210	112	90.5	10.2	-
LFLH154GT	1230*	112	90.5	3.6	-
LFLH128GT	Incorporated above			0.9	1.9
LFLH124GT	Incorporated above			0.9	1.9
End Cap	15	112	90.5	0.6	-
*Includes End Caps					

Lamp Performance

Wattage	IL@25°C	Lamp Life
1 x 54W T5	4450	24,000hrs
1 x 28W T5	2625	24,000hrs
1 x 24W T5	1750	24,000hrs

Photometric Performance



Utilisation Factors UF(F)	
Room Reflectance	Room Index
C W F	1.00 3.00 5.00
0.70 0.50 0.20	0.34 0.47 0.50

To Specify

Linear recessed continuous or individual T5 luminaire system for feature lighting with lamp image diffusion and extruded aluminium body – as Whitecroft Lighting LIFE L