

Multimedia Presentation System 100



- > Multimedia system switcher and control system
- > Out-of-the-box switching and audio control
- > 2 video/HDTV and 3 RGB/computer inputs
- > Built-in input signal sensing | auto-switching capable
- > Separate display and touchpanel preview outputs
- > NEW! RGB Pass-thru mode for easy integration with DigitalMedia
- > QuickMedia and Crestron Home CAT5 AV connectivity
- > 5 balanced stereo audio inputs | Built-in 40 watt amplifier
- > 8 ohm stereo and 70/100V mono versions available
- > 2-Series control engine | e-Control 2 Web server
- > 10/100 Ethernet | RoomView and SNMP support
- > 2 RS-232, 4 IR, 4 digital in, & 4 relay control ports
- > Front panel setup and control | Backlit LCD display
- > Keypad, touchpanel, and wireless control options
- > Internal power supply | 2-space rack-mountable

The MPS-100 is a complete presentation control and signal routing solution for boardrooms and classrooms. Integrating the control system, multimedia switcher, audio controls and amplifier into a single 2-space rackmount package, the MPS-100 eliminates the need for separate components without forfeiting performance or flexibility.

System Switcher—Right out of the box, the MPS-100 provides high-performance switching of 2 video and 3 RGB computer sources to a single projector or flat-panel display. Composite, S-Video, component and RGBHV signals can be routed to the appropriate inputs on the display device, with control of the display provided via Ethernet, RS-232 or IR. Input signal sensing is provided on every video and RGB input to enable auto-switching functionality and provide device power status information to the control system. Selectable sync impedance on each RGB input helps accommodate cable runs of varying lengths.

NEW! RGB Pass-thru mode provides a quick path to integration with the groundbreaking Crestron DigitalMedia™ system. With just a single 15-pin VGA cable connected to a DM-MD6X1 DigitalMedia switcher, DMC-DVI input card, or any other DM product with an RGB input, the MPS-100 automatically routes whatever video signal is selected – whether RGB, component, S-Video, or composite – allowing seamless conversion to digital for distribution to HDTV displays and projectors throughout your facility.

Touchpanel Output—A second discrete output is provided on the MPS-100 to feed a preview signal to the system touchpanel or other monitor. This output is controlled separately from the main display output, allowing a different source to be viewed on the touchpanel. The touchpanel connection is facilitated through a choice of QuickMedia® (QM) or Crestron Home® (CH) CAT5 Balanced Video outputs, simplifying wiring to a wide range of Crestron touchpanels. The QM output supports high-resolution RGB and HDTV plus audio, while the CH output is limited to standard video and HDTV only (dependent upon the capabilities of the touchpanel).

QuickMedia®—The QM Touchpanel output can also be used to feed signals straight to the primary display device, providing a very streamlined, low-cost, long-distance wiring solution. The Crestron exclusive QuickMedia transport

transmits high-resolution RGB, HD video, and stereo program audio signals up to 450 feet over a single inexpensive CAT5e type cable⁽¹⁾. Just one CresCAT-QM cable and a QM receiver are all that is required for complete signal routing and device control, eliminating all the bulky, expensive cabling that would otherwise be needed.

Audio Features—Five stereo audio inputs accept balanced or unbalanced line-level signals from computers and other program audio sources. To accommodate a wide range of signals, adjustable input compensation is employed to help maintain consistent volume levels when switching between sources.

In addition to volume adjustment, the MPS-100's main PROGRAM output includes adjustable bass, treble, balance, and mute. Professional balanced line level outputs are provided, with mute relays for “thump” protection upon power up. A separate “fixed-level” LINE OUT with electronic mute provides a second set of balanced outputs to feed a recording device or assistive listening system.

The QM Touchpanel output is controlled separately from the other audio outputs, allowing a different program source to be monitored on the touchpanel, or output to other audio equipment by way of an appropriate QM receiver or other QuickMedia device.


Built-in Amplifier—A 40-watt amplifier is built into the MPS-100, with three models available offering the choice of 8-ohm stereo, 70V mono, or 100V mono outputs. For larger rooms requiring more power, the MPS-100 supports plug-and-play compatibility with Crestron QM-Series amplifiers.

Front Panel Control—Out of the box, the MPS-100 front panel supports easy pushbutton routing of input sources to each of the outputs, and audio volume adjustment using the volume control knob. Dedicated buttons and indicators are also provided for separate control of system power and projector power. In addition, five preset buttons are included for custom functions such as lowering a projection screen, closing blinds, or selecting a lighting preset.

The front panel label strips are easily customized using Crestron Engraver software or standard 3/8” tape labels, allowing for the clear designation of each input, output, and preset button. When selected, these functions will also appear on the LCD display as generic names (Input 1, 2...), or as custom names (DVD, Podium PC, Screen Up, etc.).

Easy setup of the MPS-100 is facilitated through the LCD display without necessitating a computer. Together with 4 softkey buttons, 4 menu navigation buttons and the volume knob, the LCD enables configuration of IP network, audio, and other system settings. For security, the front panel controls can be password protected or locked out.

2-Series Control System—Integrated into the MPS-100 is a Crestron 2-Series Ethernet control system complete with e-Control^{®2} Web server and a host of RS-232, IR, digital input and relay control ports for integration with third-party equipment. A basic AV presentation room with projector, screen, keypad or small touchpanel, and wireless remote control can easily be set up in minutes using the MediaManager Wizard software. Or, a fully custom system can be programmed using SystemBuilder™ or SIMPL™Windows® software. Either way, the MPS-100 works with Crestron RoomView® Help Desk software, the industry's most comprehensive facility-wide asset management solution.



Room Control Options—Without requiring any programming, the MPS-100 can be controlled simply using a Crestron APAD LCD Controller or a selection of keypads. With custom programming, our complete line of Isys™ touchpanels and MediaManager FlipTops is supported. Equipped with an optional CNXRMIRD IR receiver, the MPS-100 allows any Crestron IR wireless touch-panel or handheld remote to be used for a low-cost wireless control solution. Or, adding an RF wireless gateway or Wi-Fi access point enables use of a wide range of 1-way and 2-way RF wireless handheld remotes and touchpanels.

AVAILABLE MODELS

MPS-100

Multimedia Presentation System w/Stereo Amplifier

MPS-100-70V

Multimedia Presentation System w/70 Volt Amplifier

MPS-100-100V

Multimedia Presentation System w/100 Volt Amplifier

SPECIFICATIONS

Processor

CPU: 32-bit Freescale ColdFire® Microprocessor

Memory

SDRAM: 32 MB

NVRAM: 256 KB

Flash: 16 MB

Operating System

Real-time, preemptive, multitasking kernel, multi-threaded; FAT32 file system with long names; supports SIMPL™ Windows® and SIMPL+®

Ethernet

10/100BaseT, static IP or DHCP/DNS, SSL, auto-negotiating, full duplex TCP/IP, UDP/IP, CIP, SMTP, SNMP, built-in Web server and e-mail client; supports Crestron e-Control®2 XPanel and RoomView® applications

Video

Switcher: 5x2 crosspoint matrix, 1x4 output format selector, RGB pass-thru mode (multi-format via RGB output connection)

Signal Types: RGB and composite, S-Video, or component video (does not transcode)

Video/HDTV Formats: NTSC or PAL, HDTV up to 1080i/1080p

RGB Formats: RGBHV, RGBS

Maximum Resolution: QXGA 2048 X 1536 @60Hz (WUXGA 1920 X 1200 @60Hz via QM)

Blanking Time: < 0.1 second

Sync Rise/Fall Time: 3.5 ns maximum

Sync Latency: < 30 ns

Gain: 0dB (75 ohms terminated)

Audio

Switcher/Preamp: 5x2 stereo crosspoint matrix, stereo volume/tone control on PROGRAM output, integrated power amplifier

Volume Gain Range: -80dB to +20dB, 1 dB steps

Mute: -100dB (electronic), -120dB (relay)

Input Compensation: ±10dB

Bass Gain Range: ±12dB @ 100Hz, 2 dB steps

Treble Gain Range: ±12dB @ 10kHz, 2 dB steps

Frequency Response: 20Hz to 20kHz ±0.5dB (PROG/LINE OUT), 20Hz to 20kHz ±0.5dB

(SPEAKER @ 8 ohms), 100Hz to 20kHz ±1.5dB (SPEAKER @ 70V or 100V)
S/N Ratio: 90dB (PROG/LINE OUT @ 10dBV, 20Hz to 20kHz A-weighted), 90dB (SPEAKER @ 8 ohms, full output, 20Hz to 20kHz A-weighted), 90dB (SPEAKER @ 70V or 100V, full output, 20Hz to 20kHz A-weighted)
THD+N: 0.05% (PROG/LINE OUT @ 10dBV, 20Hz to 20kHz), 0.7% (SPEAKER @ 8 ohms, full output, 20Hz to 20kHz), 0.7% (SPEAKER @ 70V or 100V, full output, 100Hz to 20kHz A-weighted)
Stereo Separation: -75dB (PROG/REC OUT @ 10dBV, 20Hz to 20kHz), -60dB (SPEAKER @ 8 ohms, full output, 20Hz to 20kHz)
Channel Crosstalk: -70dB (AUD IN @ 10dBV, 20Hz to 20kHz)

Connectors - Audio

PROG OUT: (1) 5-pin 3.5mm detachable terminal block
 Balanced/unbalanced stereo line-level output, variable levels
 Output Impedance: 200 ohms balanced, 100 ohms unbalanced
 Maximum Output Level: 4 VRMS balanced, 2 VRMS unbalanced

LINE OUT: (1) 5-pin 3.5mm detachable terminal block
 Balanced/unbalanced stereo line-level output, fixed levels
 Output Impedance: 200 ohms balanced, 100 ohms unbalanced
 Maximum Output Level: 4 VRMS balanced, 2 VRMS unbalanced

AUD IN 1 - 5: (5) 5-pin 3.5mm detachable terminal blocks
 Balanced/unbalanced stereo line-level inputs
 Input Impedance: 24k ohms balanced/unbalanced
 Balanced Input Level: -20 to +12 dBV; 4 VRMS maximum
 Unbalanced Input Level: -20 to +6 dBV; 2 VRMS maximum

SPEAKER: (1 or 2) 2-pin 5mm detachable terminal blocks, speaker-level audio outputs
 Wire Size: Connector accepts 12 AWG maximum
 Output Power (MPS-100): 20W RMS per channel stereo into 8 ohms, 4 ohms tolerant
 Output Power (MPS-100-70V): 40W RMS mono at 70 Volts
 Output Power (MPS-100-100V): 40W RMS mono at 100 Volts

Connectors - Video

COMP/Pb, Y/Y, C/Pr 1 - 2: (2) sets of (3) BNC female video inputs
 Each set configurable as:

- (1) Component/HDTV (YPbPr) video input, or
- (1) S-Video (Y/C) input, or
- (1) Composite input

Input Level: 1 Vp-p nominal
 Input Impedance: 75 ohms nominal
 DC Offset: Insensitive to DC offset (AC coupled)
 Video signal sensing on COMP/Pb or Y/Y

RGBHV 3 - 5: (3) DB15HD female, RGBHV (VGA) inputs
 Format: RGBHV or RGBS
 RGB Input Level: 1 Vp-p nominal
 RGB Input Impedance: 75 ohms nominal
 Sync Input Level: 2 to 5 Vp-p
 Sync Input Impedance: 75, 500, or 1k ohms individually selectable for H and V via bottom panel DIP switch
 Video signal sensing on "H-SYNC"; Defeatable DDC pull-up resistors

COMP OUTPUT 1: (1) BNC female, composite video output
 Output Level: 1.0 to 1.1 Vp-p (terminated, with 1 Vp-p input)
 Output Impedance: 75 ohms nominal

Y, C OUTPUT 1: (2) BNC female, S-Video (Y/C) video output
 Output Level: 1.0 to 1.1 Vp-p (terminated, with 1 Vp-p input)
 Output Impedance: 75 ohms nominal

Pb, Y, Pr OUTPUT 1: (3) BNC female, component/HDTV (YPbPr) video output
Output Level: 1.0 to 1.1 Vp-p (terminated, with 1 Vp-p input)
Output Impedance: 75 ohms nominal

RGBHV OUTPUT 1: (1) DB15HD female
RGBHV, component, S-Video, and composite video output
Formats: RGBHV, RGBS, YPbPr, Y/C, composite
RGB/Video Output Level: 0.7 to 0.75 Vp-p (terminated, with 0.7 Vp-p input, unity gain)
RGB/Video Output Impedance: 75 ohms nominal
H/V Sync Output Level: 4 to 5 Vp-p
H/V Sync Output Impedance: 55 ohms
H/V Sync Polarity: Follows input

TOUCHPANEL CH 2: (1) 8-wire RJ45 female, CAT5 balanced video output port
Signal Types: Dynamically configurable for component (YPbPr), S-Video (Y/C), or composite video;
Video/HDTV Formats: NTSC or PAL, HDTV up to 1080i
Output Impedance: 100 ohms balanced
Connects to CH CAT5 balanced video input port of a compatible touchpanel or other device via CresCAT cable

TOUCHPANEL QM 2: (1) 8-wire RJ45 female, QuickMedia output port
Signal Types: Dynamically configurable for RGBHV, component (YPbPr), S-Video (Y/C), or composite video with stereo program audio;
RGB Format: RGBHV, RGBS
RGB Output Resolution, Non-interlaced: 1920 x 1200 maximum (60Hz limit at 1600 x 1200 or higher);
Video/HDTV Formats: NTSC or PAL, HDTV up to 1080i/1080p
Connects to QM input port of a compatible touchpanel or other QuickMedia device via CresCAT-QM or CresCAT-IM cable¹¹

Connectors - Control & Power

IR/SERIAL OUT A - D: (4) 2-pin 3.5mm detachable terminal blocks, IR/Serial output ports
IR output up to 1.2 MHz
1-way serial TTL/RS-232 (0-5 Volts) up to 9600 baud

IR IN: (1) 3-pin 3.5mm detachable terminal block
For connection of the CNXRMIIRD IR Receiver (sold separately)
Allows control from IR wireless remotes using RC-5 command set

INPUT 1 - 4: (1) 5-pin 3.5mm detachable terminal block
Comprises (4) digital/contact closure inputs
Rated for 0-24 Volts DC, referenced to GND
Input Impedance: 2.2k ohms pulled up to 5 Volts DC
Logic Threshold: 2.5 Volts DC nominal with 1 Volt hysteresis band

RELAY 1 - 4: (1) 8-pin 3.5mm detachable terminal block
Comprises (4) normally open, isolated relays
Rated 1 Amp, 30 Volts AC/DC
MOV arc suppression across contacts

COM A - B: (2) DB9 male, bidirectional RS-232 ports
Up to 115.2k baud, hardware and software handshaking support

LAN: (1) 8-wire RJ45 with 2 LED indicators, 10/100BaseT Ethernet port
Green LED indicates link status, Yellow LED indicates Ethernet activity

NET: (4) 4-pin 3.5mm detachable terminal blocks, Cresnet Master ports, paralleled
Available Cresnet Power: 30 Watts

G: (1) 6-32 screw, chassis ground lug

100-240V~2.5A: (1) IEC Socket, main power input
Mates with removable power cord, included

COMPUTER (front): (1) USB Type B female
USB 1.1 computer console port (cable included)

LCD Display

Green LCD alphanumeric, adjustable backlight, 2 lines x 20 characters per line
Displays input/outputs by name, volume level bargraph, setup menus, time/date, and other system information

Controls and Indicators

NET: (1) yellow LED, indicates Cresnet bus activity
MSG: (1) yellow LED, indicates control system has generated an error message
HW-R: (1) recessed miniature pushbutton for hardware reset, reboots the control system
SW-R: (1) recessed miniature pushbutton for software reset, restarts the SIMPL program
SYS PWR: (1) pushbutton and green LED, controls system power

PROJ PWR: (1) pushbutton and green LED, controls display device power
SOFTKEYS: (4) pushbuttons for activation of LCD driven functions and passcode entry
MENU: (1) pushbutton, steps menu back one level
▲,▼: (2) pushbuttons, scroll up or down through menu and adjust menu parameters
ENTER: (1) pushbutton, executes highlighted menu or value
VOLUME: (1) continuous turn rotary encoder, adjusts menu parameters, defaults to program audio volume
FUNCTION 1 - 5: (5) pushbuttons and red LEDs, programmable for any control system function
IN 1 - 5: (5) pushbuttons and red LEDs, select input to be routed
OUT 1 - 2: (2) pushbuttons and red LEDs, select output destination

Power Requirements

Main Power: 2.5 Amps @ 100-240 Volts AC, 50/60 Hz
Available Cresnet Power: 30 Watts

Environmental

Temperature: 41° to 104°F (5° to 40°C)
Humidity: 10% to 90% RH (non-condensing)

Enclosure

Chassis: Steel, black matte powder coat finish, convection-cooled, vented top and sides
Faceplate: Extruded aluminum, black matte powder coat finish with polycarbonate label overlay
Mounting: Freestanding or 2U 19-inch rack-mountable (adhesive feet and rack ears included)

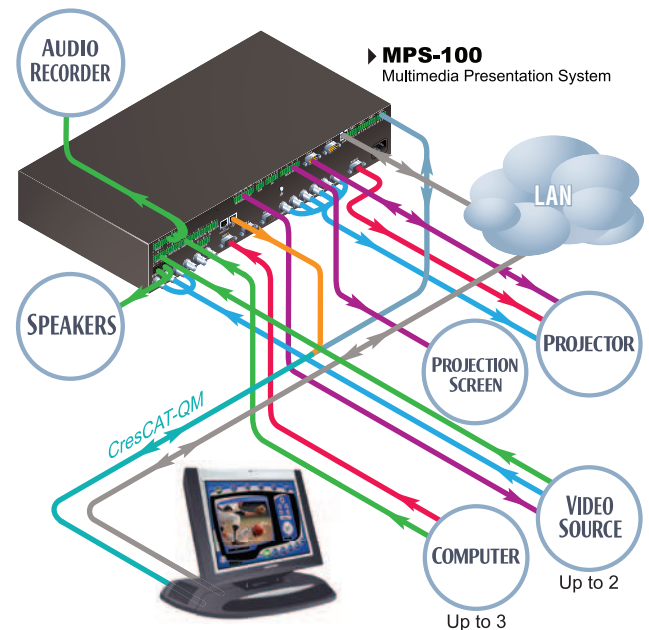
Dimensions

Height: 3.56 in (90 mm), 3.47 in (88 mm) without feet
Width: 17.03 in (433 mm), 19.0 in (483 mm) with ears
Depth: 12.54 in (319 mm)

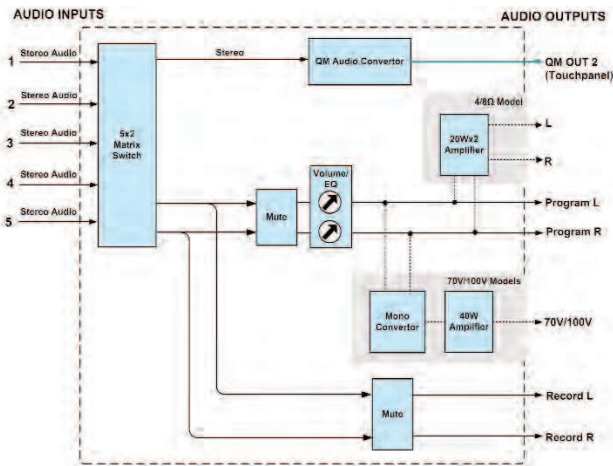
Weight

MPS-100: 8.8 lb (4.0 kg)
MPS-100-70V/100V: 10.6 lb (4.8 kg)

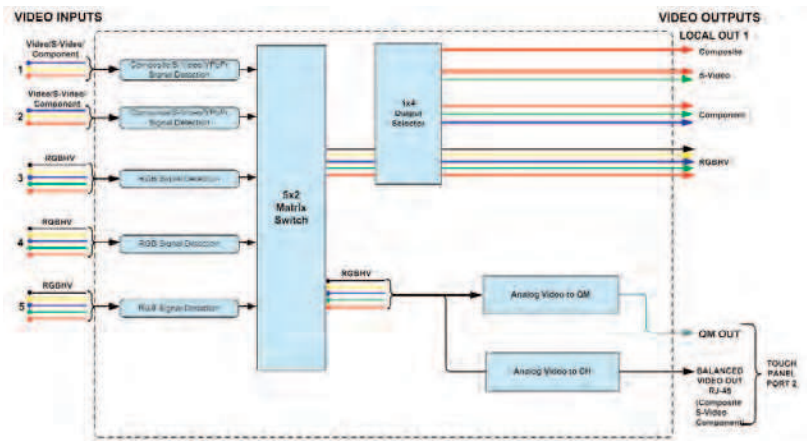
- For QuickMedia wiring use CresCAT-QM, CresCAT-IM, or quality CAT5e/CAT6 cable with a delay skew of 15ns per 100m; the maximum aggregate cable length and delay skew between any QM transmitter (origination point) and QM receiver (endpoint) is 450 ft (137 m) and 22 ns; a maximum of two QM midpoint devices may be inserted in a given QM signal path; exceptions apply, refer to each respective product manual for full detail.



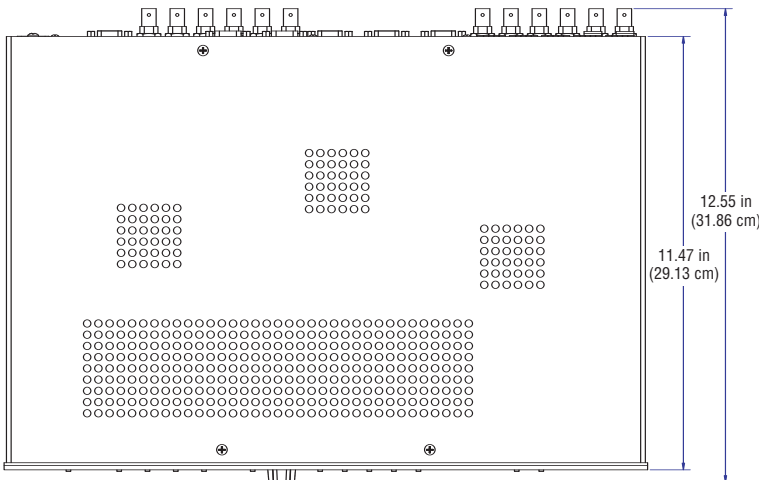
Color Key		
● Control	● Video	● Audio
● CAT5E	● Cresnet	● LAN
● RGB	● CresCAT-QM	



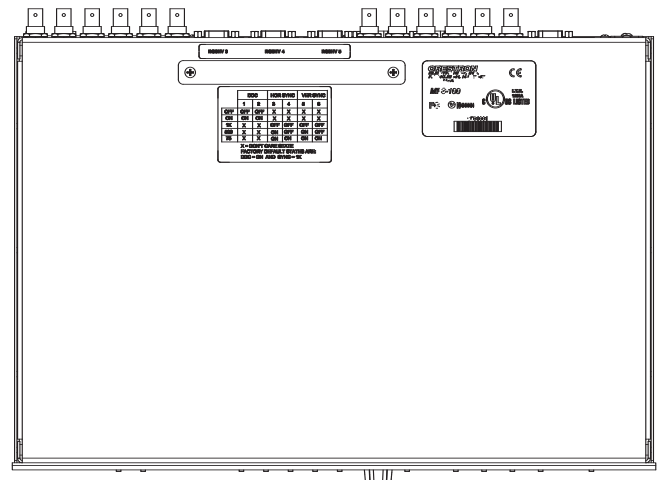
Internal Block Diagram – Audio



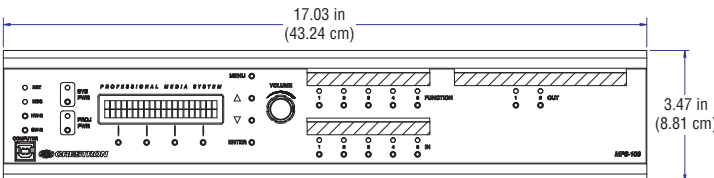
Internal Block Diagram – Video



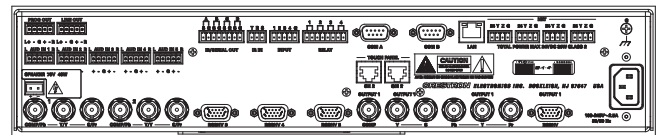
Top View



Bottom View



Front View



Rear View (MPS-100-70V shown)

AVAILABLE ACCESSORIES

- APAD**
Wall Mount LCD Controller
- C2N-DB12**
12-Button Decorator Keypad
- CNX-B12**
12-Button Designer Keypad
- C2N-FTB**
FlipTop Control Center

- CNXRMRD**
IR Receiver
- QM-AMP3X80MM**
3-Channel Multimedia Amplifier
- QM-AMP3X80SR**
3-Channel Sound Reinforcement Amplifier
- CNSP-XX**
Custom Serial Interface Cable

- IRP2**
IR Probe
- C2N-MNETGW**
infiNET Gateway
- CLW-DIM1RF and CLW-SW1RF**
infiNET Dimmer and Switch
- CLS-C6**
iLux Integrated Lighting System

- RoomView® Express**
Remote Help Desk and Resource Management Software
- RoomView® Server Edition**
Enterprise Management and Scheduling Software