

CPU Blades for DM[®] Switchers

A CPU blade is included with every [DM-MD64X64](#) and [DM-MD128X128](#) DigitalMedia™ Switcher. The DMB-CPU-64 is the CPU blade for the DM-MD64X64; the DMB-CPU-128 is the CPU blade for the DM-MD128X128. Either CPU blade can be purchased separately to provide a backup replacement. Replacement of the CPU blade can be performed on site without requiring any tools and without removing the switcher from the equipment rack. Replacement takes just seconds, although a system reboot may be required to activate the new CPU.

SPECIFICATIONS

Connectors

LAN: (1) 8-wire RJ45 female;
10/100/1000Base-T Ethernet port

SERVICE: (1) 8-wire RJ45 female;
For factory use only

MEMORY: (1) memory card slot;
Accepts up to 32 GB for memory expansion
(2 GB SD^a memory card included);
For save/load of configuration and EDID settings and for firmware update

USB (DM-MD128X128 only): (1) USB Type A female;
USB 2.0 host port for connection of a USB flash drive;
For save/load of configuration and EDID settings and for firmware update

AUDIO OUT: (1) 5-pin 3.5mm detachable terminal block;
Balanced/unbalanced stereo line-level output (for future use);
Output Impedance: 200 Ohms balanced, 100 Ohms unbalanced;
Maximum Output Level: 4 Vrms balanced, 2 Vrms unbalanced

Controls & Indicators


ACT: (1) green LED, indicates CPU activity
MSG: (1) red LED, indicates CPU has generated an error message
CPU RESET: (1) recessed miniature pushbutton, reboots the CPU and front panel
LAN: (2) LEDs, green LED indicates Ethernet link status, amber LED indicates Ethernet activity
SERVICE: (2) LEDs, green LED indicates Ethernet link status, amber LED indicates Ethernet activity

Construction

Plug-in blade, occupies the CPU blade slot of a DM-MD64X64 or DM-MD128X128 switcher, includes metal faceplate w/black finish

Weight

1.6 lb (726 g)



Available Models

DMB-CPU-64: CPU Blade for DM-MD64X64

DMB-CPU-128: CPU Blade for DM-MD128X128

Notes:


This product may be purchased from an authorized Crestron dealer. To find a dealer, please contact the Crestron sales representative for your area. A list of sales representatives is available online at www.crestron.com/salesreps or by calling 800-237-2041.

The specific patents that cover Crestron products are listed online at: patents.crestron.com.


Crestron, the Crestron logo, and DigitalMedia are either trademarks or registered trademarks of Crestron Electronics, Inc. in the United States and/or other countries. SD is either a trademark or registered trademark of SD-3C, LLC in the United States and/or other countries. Other trademarks, registered trademarks, and trade names may be used in this document to refer to either the entities claiming the marks and names or their products. Crestron disclaims any proprietary interest in the marks and names of others. Crestron is not responsible for errors in typography or photography. Specifications are subject to change without notice.

©2014 Crestron Electronics, Inc.

DMB-CPU CPU Blades for DM[®] Switchers



DMB-CPU-64



DMB-CPU-128