

CSS-BLACKOUT-HARDWARE

Blackout Hardware for Crestron® Shades

NOTE: “CSS-BLACKOUT-HARDWARE” is sold as part of a custom-configured product or can be ordered by length or pre-packed quantities via the Crestron® Design Tool for Crestron Shading Solutions. This specifications page is for informational purposes and shows the available accessories of a blackout system for shades. To configure shades or order shading parts and accessories, please use the Crestron Design Tool for Crestron Shading Solutions or call 1-855-53-S-H-A-D-E (537-4233) for support.

A blackout system from Crestron® typically includes two primary elements: the channel and the sill angle.

Side Channels

For an inside or outside mount installation, side channels enable blackout conditions by helping prevent light leaks between the window jamb and shade fabric. Crestron offers two channel styles, the U-Channel and the H-Channel, which are available in the same finishes as the architectural and designer cassette hardware.

The U-Channel is designed for a single window opening and is installed on the left and right side of the shade. The H-Channel installs between two adjacent shades, where it cuts down on light leaks between shades and provides a smooth path for shade fabric to travel as it unrolls. Because the H-Channel pertains to multiple window openings, it can only be ordered as an accessory, not as part of a shade.

Side channels do not work with Architectural XL shades or Roman shades. Architectural hem bars are not recommended with side channels or sill angles, as they will not fit properly.

Sill Angles

Used with side channels, sill angles help to complete blackout treatments, reducing light leaks along the bottom of the window in single-opening shade systems.

Side Channel Accessories

Side Channel Feed Ramps allow shade fabric to enter a side channel smoothly without being snagged, especially if channels are manually cut in the field and may have rough edges. Side Channel Liner slides into a U-Channel or H-Channel to create a tighter fit for shade fabric and ensure proper blackout capability for thinner fabrics.

BLACKOUT HARDWARE



Large Sill Angle



Small Sill Angle



U-Channel



H-Channel



Feed Ramp



Bottom Cap



Channel Plug



Channel Liner

Side Channel Bottom Caps provide a clean end cap for the side channel as it sits on top of a window sill. Side Channel Plugs are designed to cover up mounting screws when drilling through the outside of the channel.

Notes on Ordering

Except for the H-Channel, blackout accessories come automatically when ordered as part of a shade. Blackout accessories may also be ordered separately. When ordering coupled shades, blackout accessories must be ordered separately, as they will not come automatically as part of the coupled system.

AVAILABLE MODELS

- CSA-CHNL-S: U-Channel
- CSA-CHNL-SH: H-Channel
- CSA-SILL-ANGLE-LG: Large Sill Angle
- CSA-SILL-ANGLE-SM: Small Sill Angle
- CSA-CHNL-S-FEED RAMP: Side Channel Feed Ramps, 25
- CSA-CHNL-S-CAP-BTM-B: Side Channel Bottom Caps, 10
- CSA-BTN-HOLE PLUG: Side Channel Plugs, 25
- CSA-LINER-CHNL-500-B: Side Channel Liner, 500'

SPECIFICATIONS

ITEM	HEIGHT	WIDTH	LENGTH	FINISH
Large Sill Angle	2 3/4" (70 mm)	1" (25 mm)	Maximum 192" (4877 mm)	Metal; White, Ivory, Clear Anodized, Black, Bronze
Small Sill Angle	1" (25 mm)	3/4" (19 mm)	Maximum 144" (3658 mm)	Metal; White, Ivory, Clear Anodized, Black, Bronze
U-Channel	1" (25 mm)	2 1/2" (64 mm)	Maximum 192" (4877 mm)	Metal; White, Ivory, Clear Anodized, Black, Bronze
H-Channel	1" (25 mm)	5" (127 mm)	Maximum 192" (4877 mm)	Metal; White, Ivory, Clear Anodized, Black, Bronze
Side Channel Feed Ramps	Fits into top of U-Channel or H-Channel; Can be ordered separately as bag of (25)			Plastic; White, Ivory, Clear Anodized, Black, Bronze
Side Channel Bottom Caps	Fits into bottom of U-Channel or H-Channel; Can be ordered separately as a bag of (10)			Plastic; Black
Side Channel Plugs	Covers mounting screws on outside of side channel; Can be ordered separately as a bag of (25)			Plastic; White, Ivory, Clear Anodized, Black, Bronze
Side Channel Liner	500' per order			Black

CSS-BLACKOUT-HARDWARE Blackout Hardware for Crestron® Shades

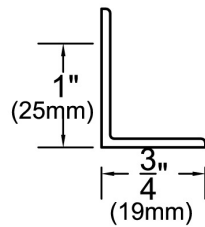
Notes: The specific patents that cover Crestron products are listed online at: patents.crestron.com.

Crestron and the Crestron Logo are either trademarks or registered trademarks of Crestron Electronics, Inc. in the United States and/or other countries. Other trademarks, registered trademarks, and trade names may be used in this document to refer to either the entities claiming the marks and names or their products. Crestron disclaims proprietary interest in the marks and names of others. Crestron is not responsible for errors in typography or photography. Specifications are subject to change without notice. ©2014 Crestron Electronics, Inc.

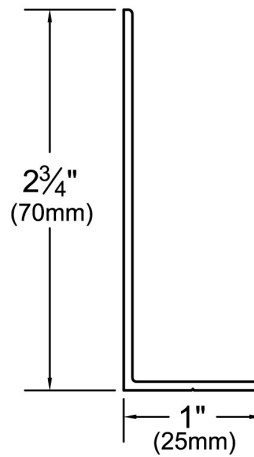
CAD DRAWINGS

Small Sill Angle and Large Sill Angle

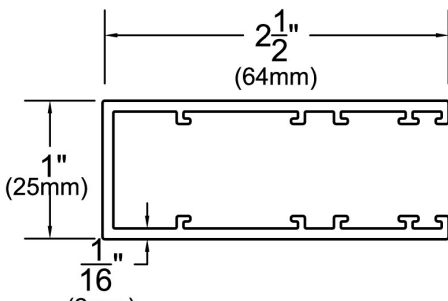
U-Channel and H-Channel (Side Channel-U, Side Channel-H)



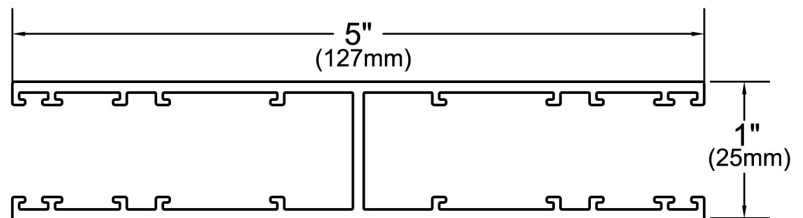
SILL ANGLE (SMALL)
MAXIMUM LENGTH 12 FEET (3658mm)



SILL ANGLE (LARGE)
MAXIMUM LENGTH 16 FEET (4877mm)



SIDE CHANNEL-U
MAXIMUM LENGTH 16 FEET (4877mm)



SIDE CHANNEL-H
MAXIMUM LENGTH 16 FEET (4877mm)