

## infiNET™ Wall Box Switch and Keypad

The CLW-SW4RF is a 1000 watt wall mount switch and programmable keypad designed to operate as part of a complete Crestron automation system communicating via the infiNET wireless control network. Without the need for additional control wiring, the CLW-SW4RF easily replaces any standard in-wall light switch\*. Although functional standalone, the CLW-SW4RF delivers greatly enhanced automation and control capability when connected to Crestron's PAC2 or PAC2M automation control system (or other 2-Series control system) via the infiNET network.

**infiNET™**—Crestron's groundbreaking infiNET wireless technology affords reliable 2-way communications throughout a home or office structure without the need for physical control wiring. Numerous infiNET switches, dimmers, and other devices can be linked to the control system via a single RF gateway. Employing a 2.4 GHz mesh network topology, every infiNET device functions as an RF repeater, increasing effective range and reinforcing the complete network by providing multiple redundant signal paths within the mesh network.

**Lighting and Keypad Control**—By default, the CLW-SW4RF's top left pushbutton provides the on/off operation to control a range of lighting or fan loads. An adjustable turn-off delay allows the user time to exit the room before the lights shut off. All four pushbuttons are software programmable for any Crestron system function, enabling control of additional lighting circuits, fans, drapes, audio levels, etc. right from a single CLW-SW4RF.

A slide switch is also provided to select between RUN, SET, and OFF modes. RUN is the normal operating mode as described above. SET mode is used for setting the delay time, while switching to the OFF mode completely disables the light switch and disconnects all power to the load to facilitate changing bulbs.

The status LED serves a dual purpose, providing helpful status confirmation during operation and setup, and glowing dimly when idle to make the switch easy to locate in the dark.

**Multipoint Switching**—The CLW-SW4RF is also available in a version designed to support multipoint switching control. Multipoint switching is enabled using one CLW-SWS4RF master switch along with one or more CLW-SLVS1RF slave switches. Multipoint switching is similar to conventional 3-way or 4-way switching, allowing control of a single load from multiple locations in the room.

**Automation System Integration**—Connecting the CLW-SW4RF to a control system enables its keypad functionality as described above, and also allows its local switching functions to be controlled from other keypads, touchpanels, wireless remotes, and computers to support unlimited flexibility for remote control and integration with other devices and systems. In the event that communication with the control system is disrupted for any reason, the CLW-SW4RF will remain operable to control the local lighting circuit.

**Easy Installation**—System design, installation, and upgrade using infiNET switches could not be easier. Since there's no control wire required, the CLW-SW4RF can be installed just like any conventional light switch\*. Multiple units may be ganged side-by-side along with other switches, dimmers and non-Crestron devices. (Note: Ganging the CLW-SW4RF typically requires the removal of the side heat sink fin on one or both sides of the unit resulting in a derating of its load capacity; see specifications below.)

Setting up a complete network of infiNET devices is simple, utilizing dynamic discovery (self-install) to locate and acquire each RF device automatically. Setting the RF ID of each device employs the same convention as Crestron's familiar TSID



method, and each device is programmable using SIMPL™Windows®, SystemBuilder™ or D3Pro™ software just like any wired Crestron device. Even firmware updates are performed over the wireless network.

No further action is required to configure the infiNET network. Each device assigned to a common gateway automatically behaves as a repeater for any other devices within range (approximately 150 feet indoors), and additional repeaters may be added if necessary. At all times, the infiNET gateway monitors each device on the network, ignoring any other 2.4 GHz signals, and reconfiguring the entire network automatically in response to new sources of interference and other changes in RF conditions.

**Color Options**—infiNET Switches and Dimmers are available in white, black, or almond, with or without custom button engraving†. Complete installation requires a Decora® style faceplate (not included).

- > *Decorative wall mount switch and keypad*
- > *Crestron system integration via infiNET wireless network*
- > *On/off control of incandescent, magnetic or electronic low-voltage, fluorescent, neon, cold cathode, HID, and fan loads*
- > *Programmable keypad buttons for control of other devices*
- > *Adjustable turn-off time delay*
- > *Single or multipoint switching options*
- > *Dimmer version also available*

### AVAILABLE MODELS

**CLW-SW4RF[A,B,W]-S** infiNET™ Wall Box Switch, 4-Button†

**CLW-SWS4RF[A,B,W]-S** infiNET™ Wall Box Master Switch, 4-Button†

### SPECIFICATIONS

#### Load Ratings

##### Incandescent / Tungsten Halogen / Electronic Low Voltage:

- 1000 Watts
- 700 Watts, one side fin removed
- 550 Watts, both side fins removed

##### Magnetic Low Voltage / Neon / Cold Cathode:

- 1000VA / 750 Watts
- 700VA / 500 Watts, one side fin removed
- 550VA / 400 Watts, both side fins removed

# Crestron CLW-SW4RF infiNET™ Wall Box Switch and Keypad

## Fluorescent / High Intensity Discharge (HID):

- 8 Amps
- 5.5 Amps, one side fin removed
- 4.5 Amps, both side fins removed

**General Purpose Fan:** 3 Amps

**Minimum Load:** 40 Watts / 0.5 Amps

## Power Requirements

120 Volts AC, 60Hz, Line power; neutral required

## Connections

**Hot:** (1) 14 AWG Class 1 flying lead, black, line power input

**Slave:** (1) 18 AWG Class 1 flying lead, blue (CLW-SWS4RF Only)  
Connects between Master and CLW-SLVS1RF Slave(s)

**Load:** (1) 14 AWG Class 1 flying lead, red

**Neutral:** (1) 18 AWG Class 1 flying lead, white\*

**Ground:** (1) 16 AWG Class 1 flying lead, green

## Controls

**Button 1 (Top Left):** (1) pushbutton†, normally for on/off switch control and delay adjustment, programmable via control system

**Buttons 2 – 4:** (3) pushbuttons; programmable via control system

**Mode Switch:** 3-position slide switch; selects RUN, SET, or OFF mode

## LED Indicator

(1) Amber LED, flashes in various patterns to warn when in SET mode, while counting down to turn-off, to confirm a new delay time setting, and to indicate setup and communication status; normally glows dim in RUN mode to provide a locating beacon in the dark

## Wireless

**RF Transceiver:** 2-way RF, 2.4 GHz ISM Channels 11-26 (2400 to 2483.6 MHz), IEEE 802.15.4 compliant

**RF Output Power:** 10 mW

**Range:** 150 feet indoor, 250 feet outdoor, subject to site-specific conditions  
Range is increased by adding additional devices or C2N-MNETRPT repeater  
C2N-MNETGW gateway/transceiver required

## Environmental

**Temperature:** 32° to 104°F (0° to 40°C)

**Humidity:** 10% to 90% RH (non-condensing)

## Enclosure

1-gang mountable in a 3-1/2 inch deep electrical box  
Requires Decora® faceplate (not included)

## Dimensions

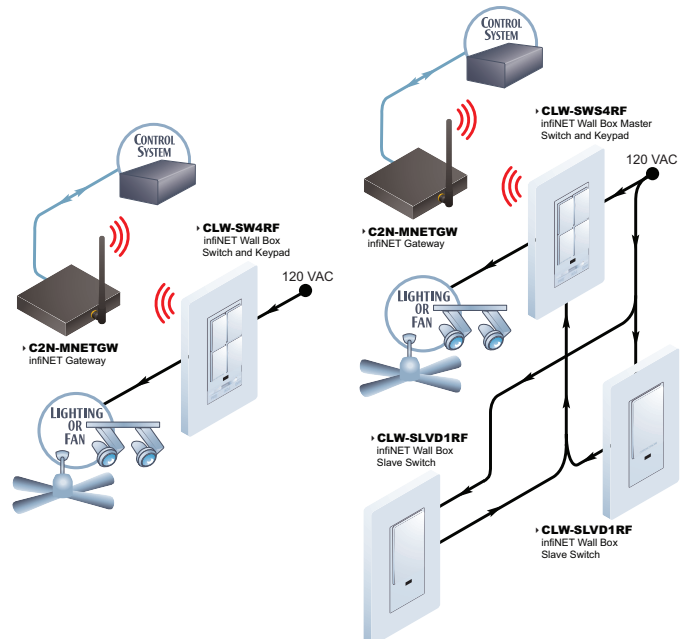
**Height:** 4.13 in (10.48 cm)

**Width :** 2.38 in (6.03 cm)

**Depth:** 1.88 in (4.77 cm)

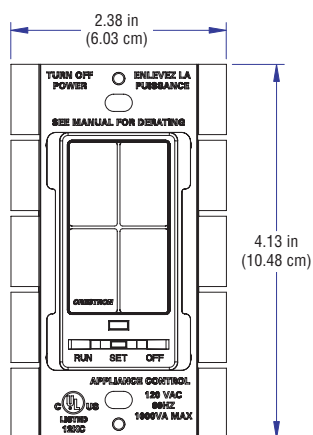
## Weight

4.9 oz (0.67 kg)

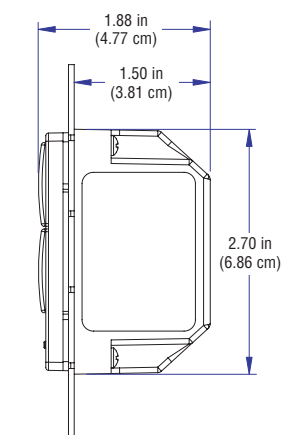


Typical Connections – Single Point

Typical Connections – Multipoint



CLW-SW4RF and CLW-SWS4RF  
Front View



CLW-SW4RF and CLW-SWS4RF  
Side View

\* A neutral wire is required for normal operation. Refer to the manual for alternate wiring configurations.

† Custom engraving **MUST** be specified at time of order. Buttons are not field-replaceable, thus engraving is **NOT** available for previously-shipped product.

## AVAILABLE ACCESSORIES

**C2N-MNETGW**  
infiNET Gateway

**C2N-MNETRPT**  
infiNET Repeater

**CLW-SLVS1RF**  
infiNET Slave Switch

**CLS-EXP Series**  
Lighting Expansion Modules